

TRADITIONAL RADIATORS

Equivalent output double panel, double convector radiator

i-LIFE2 Slim

Fan assisted radiator



ROUND 1 HEAT UP TIMES

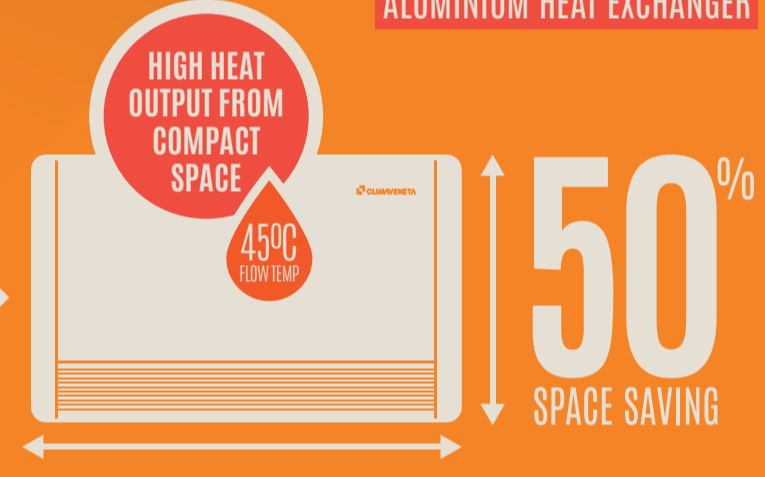

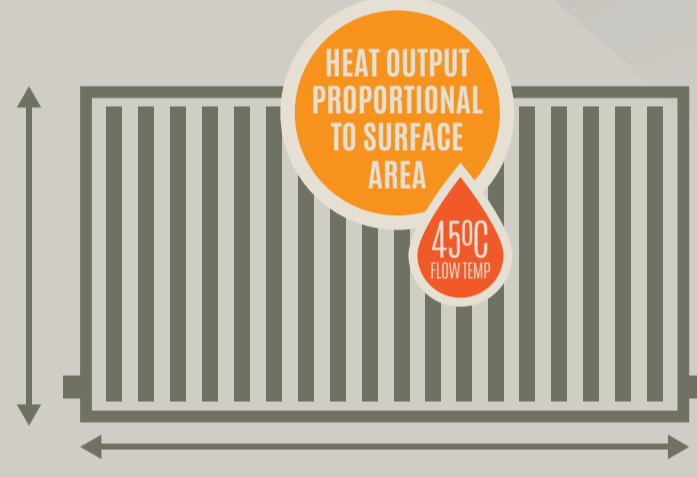
15 mins



3 mins

ALUMINIUM HEAT EXCHANGER

ROUND 2 WALL SPACE



ROUND 3 WEIGHT

48 kg

LIMITED INSTALLATION LOCATIONS



17 kg

EASY INSTALLATION ALMOST ANYWHERE

ROUND 4 CONTROLS

THERMOSTATIC RADIATOR VALVES:

- × LIMITED CONTROL
- × STICKING
- × LEAKS



FINGERTIP CONTROL

EASILY MODERATES INDIVIDUAL ROOM TEMPERATURES

THE WINNER

With the ability to provide energy efficient, controllable heating from low flow temperatures the ultra quiet **i-LIFE2 Slim 2** not only looks good, it can also **increase your RHI payments** when connected to a MSC certified heat pump

Find out more at: heating.mitsubishielectric.co.uk

