

PCA-M R32

Ceiling Suspended System

Power Inverter Heat Pump (Three Phase)

Mr.SLIM™

The **PCA-M Power Inverter** range is a ceiling suspended system that blends a host of outstanding features with a sophisticated streamlined design. High seasonal efficiency, advanced control options, extended pipe runs and a wide range of external static pressure settings, make this an extremely flexible solution for commercial applications.

R32



Key Features & Benefits:

- Increased comfort levels through advanced airflow and smart defrost features
- 100m pipe run, increasing application capability
- Energy usage display available as standard with the PAR-41MAA controller
- 14° set point option with PAR-41MAA controller - ideal for applications where a specialist ambient condition is required
- High / Low ceiling height modes
- Flush to wall installation for concealment of service connections
- Full heating capacity down to -3°C
- 'Backup and rotate' feature to reduce load on individual units and prolong product life (requires PAR-41MAA controller)



Air Conditioning Product Information

PCA-M R32 Ceiling Suspended System Power Inverter Heat Pump (Three Phase)

R32



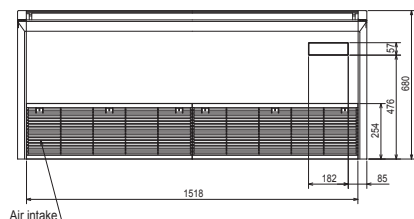
PCA-M INDOOR UNITS		PCA-M100KA2	PCA-M125KA2	PCA-M140KA2
CAPACITY (kW)	Heating (nominal)	11.2 (4.5-14.0)	14.0 (5.0-16.0)	16.0 (5.7-18.0)
	Cooling (nominal)	9.5 (4.9-11.4)	12.5 (5.5-14.0)	13.4 (6.2-15.0)
	Heating (UK)	9.5 (3.85-11.9)	11.9 (4.25-13.6)	13.6 (4.85-15.3)
	Cooling (UK)	9.2 (4.5-10.5)	11.5 (5.05-12.9)	12.9 (5.7-13.8)
SHF (nominal)		0.77	0.72	0.72
COP / EER (nominal)		3.71 / 4.10	3.54 / 3.25	3.61 / 3.40
SCOP (ηsh) / SEER (ηsc) (BS EN14825)		4.3 / 6.3	4.3 (168.8%) / 6.1 (249.5%)	4.4 (173.5%) / 6.1 (247.6%)
ErP ENERGY EFFICIENCY CLASS	Heating/Cooling	A+/A++	-	-
AIRFLOW (l/s)	Lo-Mi1-Mi2-Hi	367-400-433-467	383-417-450-483	400-433-483-533
PIPE SIZE mm (in)	Gas/Liquid	15.88 (5/8") / 9.52 (3/8")	15.88 (5/8") / 9.52 (3/8")	15.88 (5/8") / 9.52 (3/8")
SOUND PRESSURE Level (dBA)	Lo-Mi1-Mi2-Hi	37-39-41-43	39-41-43-45	41-43-45-48
SOUND POWER Level (dBA)		63	65	68
DIMENSIONS (mm)	Width x Depth x Height	1600 x 680 x 230	1600 x 680 x 230	1600 x 680 x 230
WEIGHT (kg)		37	38	40
ELECTRICAL SUPPLY		Fed by Outdoor Unit	Fed by Outdoor Unit	Fed by Outdoor Unit
FUSE RATING (BS88) - HRC (A)		6	6	6
INTERCONNECTING CABLE	No. Cores	4	4	4
WIRED REMOTE CONTROLLER REFERENCE		PAR-41MAA	PAR-41MAA	PAR-41MAA
WIRELESS REMOTE CONTROLLER REFERENCE		PAR-SL94B	PAR-SL94B	PAR-SL94B

PUZ-ZM OUTDOOR UNITS		PUZ-ZM100YKA2 ③	PUZ-ZM125YKA2 ③	PUZ-ZM140YKA2 ③
SOUND PRESSURE LEVEL (dBA)	Heating/Cooling	51 / 49	52 / 50	52 / 50
SOUND POWER LEVEL (dBA)	Cooling	69	70	70
WEIGHT (kg)		111	114	118
DIMENSIONS (mm)	Width x Depth x Height	1050 x 330 + 40 x 1338	1050 x 330 + 40 x 1338	1050 x 330 + 40 x 1338
ELECTRICAL SUPPLY		380-415V,50Hz	380-415V,50Hz	380-415V,50Hz
PHASE		Three	Three	Three
SYSTEM POWER INPUT (kW)	Heating/Cooling (nominal)	3.018 / 2.317	3.954 / 3.846	4.432 / 3.941
	Heating/Cooling (UK)	2.41 / 1.99	3.51 / 3.26	3.94 / 3.35
STARTING CURRENT (A)		2.6	3.3	3.3
SYSTEM RUNNING CURRENT (A)	Heating/Cooling [MAX]	4.34 / 3.31 [8.7]	5.69 / 5.54 [10.3]	6.42 / 5.71 [13.9]
FUSE RATING (BS88) - HRC (A)		16	16	16
MAINS CABLE No. CORES		5	5	5
MAX PIPE LENGTH (m)		100	100	100
MAX HEIGHT DIFFERENCE (m)		30	30	30
CHARGE REFRIGERANT (kg) / CO ₂ EQUIVALENT (t) - R32 (GWP 675) - 30m		3.60 / 2.43	3.60 / 2.43	3.60 / 2.43
MAX ADDITIONAL REFRIGERANT (kg) / CO ₂ EQUIVALENT (t) - R32 (GWP 675)		2.40 / 1.62	2.40 / 1.62	2.40 / 1.62

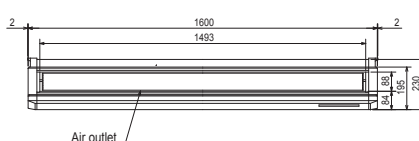
③ Three Phase

PCA-M100/125/140KA2 DIMENSIONS

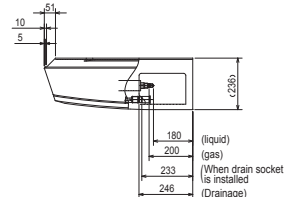
FRONT VIEW



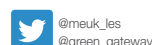
UPPER VIEW



SIDE VIEW



Telephone: 01707 282880
email: air.conditioning@meuk.mee.com
les.mitsubishielectric.co.uk



Mitsubishi Electric Living
Environmental Systems UK



Mitsubishi Electric
Cooling and Heating UK



[mitsubishielectricuk.les](https://www.mitsubishielectricuk.les)



Mitsubishi Electric Living
Environmental Systems UK



thehub.mitsubishielectric.co.uk

UNITED KINGDOM Mitsubishi Electric Europe Living Environment Systems Division, Travellers Lane, Hatfield, Hertfordshire, AL10 8XB, England. Telephone: 01707 282880 Fax: 01707 278881
IRELAND Mitsubishi Electric Europe, Westgate Business Park, Ballymount, Dublin 24, Ireland. Telephone: (01) 419 8800 Fax: (01) 419 8890 International code: (003531)

Country of origin: United Kingdom - Italy - Turkey - Japan - Thailand - Malaysia. ©Mitsubishi Electric Europe 2023. Mitsubishi and Mitsubishi Electric are trademarks of Mitsubishi Electric Europe B.V. The company reserves the right to make any variation in technical specification to the equipment described, or to withdraw or replace products without prior notification or public announcement. Mitsubishi Electric is constantly developing and improving its products. All descriptions, illustrations, drawings and specifications in this publication present only general particulars and shall not form part of any contract. All goods are supplied subject to the Company's General Conditions of Sale, a copy of which is available on request. Third-party product and brand names may be trademarks or registered trademarks of their respective owners.

Note: Refer to 'Installation Manual' and 'Instruction Book' for further 'Technical Information'. The fuse rating is for guidance only and please refer to the relevant databook for detailed specification. It is the responsibility of a qualified electrician/electrical engineer to select the correct cable size and fuse rating based on current regulation and site specific conditions. Mitsubishi Electric's air conditioning equipment and heat pump systems contain a fluorinated greenhouse gas, R410A (GWP:2088), R32 (GWP:675), R407C (GWP:1774), R134a (GWP:1430), R513A (GWP:631), R454B (GWP:466), R1234ze (GWP:7) or R1234yf (GWP:4). *These GWP values are based on Regulation (EU) No 517/2014 from IPCC 4th edition. In case of Regulation (EU) No.626/2011 from IPCC 3rd edition, these are as follows. R410A (GWP:1975), R32 (GWP:550), R407C (GWP:1650) or R134a (GWP:1300).

Effective as of September 2023



greengateway.mitsubishielectric.co.uk