

**2000**

SPLIT-TYPE, HEAT PUMP AIR CONDITIONERS

No. OB245

SERVICE MANUAL

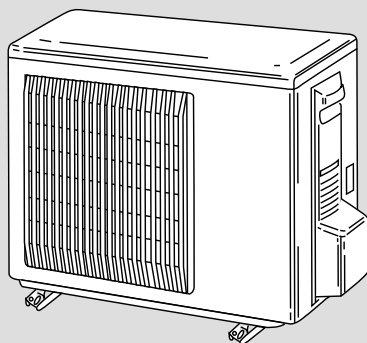

Wireless type
Models

MSZ-G09SV - E1 (WH)

MSZ-G12SV - E1 (WH)

• **MUZ-G09SV** - E1

• **MUZ-G12SV** - E1



CONTENTS

1. PART NAMES AND FUNCTIONS	2
2. SPECIFICATION	4
3. NOISE CRITERIA CURVES	6
4. OUTLINES AND DIMENSIONS	7
5. WIRING DIAGRAM	9
6. REFRIGERANT SYSTEM DIAGRAM	12
7. PERFORMANCE CURVES	14
8. MICROPROCESSOR CONTROL	24
9. SERVICE FUNCTIONS	38
10. TROUBLESHOOTING	40
11. DISASSEMBLY INSTRUCTIONS	58
12. PARTS LIST	62
13. OPTIONAL PARTS	66

12

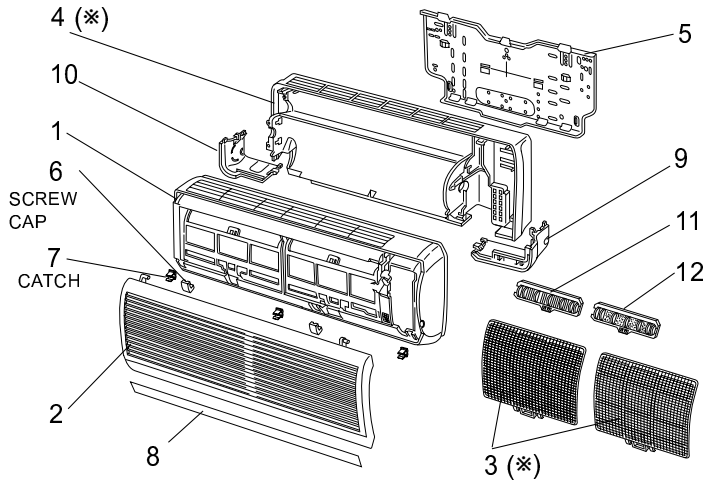
PARTS LIST

MSZ-G09SV -E1 (WH)

MSZ-G12SV -E1 (WH)

12-1. INDOOR UNIT STRUCTURAL PARTS

12-2. INDOOR UNIT HEAT EXCHANGER



(*) These figures show about MSZ-G12SV.

12-1. INDOOR UNIT STRUCTURAL PARTS

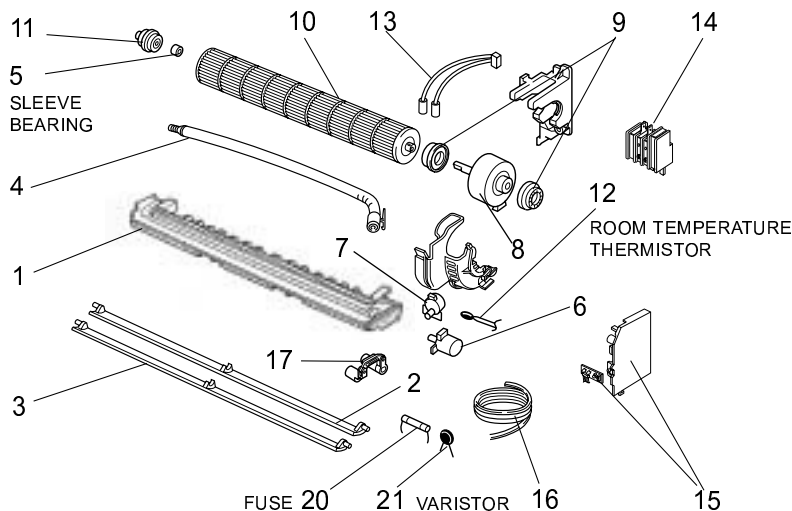
NO.	Part No.	Part Name	Symbol in Wiring Diagram	Q'ty/unit		Remarks
				MSZ-G09SV- E1 (WH)	MSZ-G12SV- E1 (WH)	
1	E02 424 000	FRONT PANEL (WH)		1	1	
2	E02 424 010	GRILLE (WH)		1	1	
3	E02 408 100	AIR FILTER		2		
	E02 410 100	AIR FILTER			2	
4	E02 409 234	BOX (WH)		1		
	E02 411 234	BOX (WH)			1	
5	E02 408 970	INSTALLATION PLATE		1	1	
6	E02 409 067	SCREW CAP (WH)		2	2	2PCS/SET
7	E02 408 142	CATCH		3	3	3PCS/SET
8	E02 424 020	DECORATION COVER (WH)		1	1	
9	E02 409 975	CORNER BOX RIGHT (WH)		1	1	
10	E02 409 976	CORNER BOX LEFT (WH)		1	1	
11	—	AIR CLEANING FILTER		1	1	See page 66. (MAC-1300FT)
12	—	DEODORIZING FILTER		1	1	See page 66. (MAC-1800DF)

12-2. INDOOR UNIT HEAT EXCHANGER

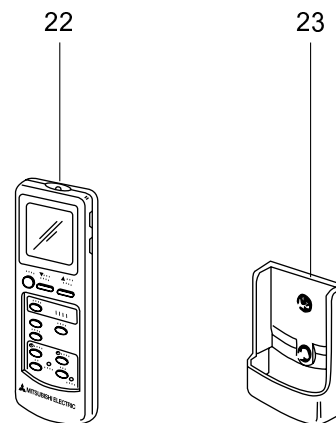
13	E02 518 620	INDOOR HEAT EXCHANGER		1		
	E02 448 620	INDOOR HEAT EXCHANGER			1	
14	E02 151 667	UNION (LIQUID)		1	1	φ6.35
15	E02 151 666	UNION (GAS)		1		φ9.52
	E02 155 666	UNION (GAS)			1	φ12.7

MSZ-G09SV -E1 (WH)
MSZ-G12SV -E1 (WH)

12-3. INDOOR UNIT FUNCTIONAL PARTS AND ELECTRICAL PARTS



12-4. ACCESSORY AND REMOTE CONTROLLER PART



12-3. INDOOR UNIT FUNCTIONAL PARTS AND ELECTRICAL PARTS

Part numbers that are circled are not shown in the illustration.

NO.	Part No.	Part Name	Symbol in Wiring Diagram	Q'ty/unit		Remarks
				MSZ-G09SV- E1 (WH)	MSZ-G12SV- E1 (WH)	
1	E02 448 235	NOZZLE (WH)		1	1	
2	E02 409 040	VANE UPPER (WH)		1	1	
3	E02 409 041	VANE LOWER (WH)		1	1	
4	E02 408 702	DRAIN HOSE		1	1	
5	E02 001 504	SLEEVE BEARING		1	1	
6	E02 408 303	VANE MOTOR (HORIZONTAL)	MV1	1	1	UP & DOWN
7	E02 448 303	VANE MOTOR (VERTICAL)	MV2	1	1	RIGHT & LEFT
8	E02 151 300	INDOOR FAN MOTOR	MF	1	1	RC4V19 - □□
9	E02 151 505	FAN MOTOR RUBBER MOUNT		2	2	2PES/SET
10	E02 408 302	LINE FLOW FAN		1	1	
11	E02 408 509	BEARING MOUNT		1	1	
12	E02 408 308	ROOM TEMPERATURE THERMISTOR	RT11	1	1	
13	E02 448 307	INDOOR COIL THERMISTOR	RT12, 13	1	1	
14	E02 448 375	TERMINAL BLOCK	TB	1	1	3P
15	E02 518 452	ELECTRONIC CONTROL P.C. BOARD		1		AUTO RESTART
	E02 519 452	ELECTRONIC CONTROL P.C. BOARD			1	AUTO RESTART
16	E02 424 395	POWER SUPPLY CORD		1	1	
17	E02 408 034	VANE CLANK SET		1	1	UP & DOWN
18	E02 448 034	VANE MOTOR SUPPORT SET		1	1	RIGHT & LEFT
19	E02 408 381	THERMAL FUSE	F12	1	1	93°C
20	E02 127 382	FUSE	F11	1	1	3.15A
21	E02 336 385	VARISTOR	NR11	1	1	

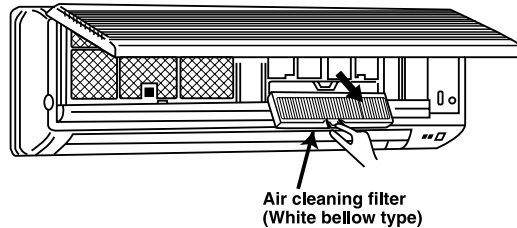
12-4. ACCESSORY AND REMOTE CONTROLLER PART

22	E02 448 426	REMOTE CONTROLLER		1	1	
23	E02 141 083	REMOTE CONTROLLER HOLDER		1	1	

13-1. AIR CLEANING FILTER


- AIR CLEANING FILTER removes fine dust of 0.01 micron from air by means of static electricity.
- Normal life of AIR CLEANING FILTER is 4 months. However, when it becomes dirty, replace it as soon as possible.
- Clogged AIR CLEANING FILTER may reduce the air conditioner capacity or cause frost on the air outlet.
- DO NOT reuse AIR CLEANING FILTER even if it is washed.
- DO NOT remove or attach AIR CLEANING FILTER during unit operation.

Model	Part No.
MSZ-G09SV -[E1] MSZ-G12SV -[E1]	MAC-1300FT

Air cleaning filter
(White bellow type)**13-2. DEODORIZING FILTER**

- DEODORIZING FILTER removes ammonia and hydrogen sulfide emitted from tobacco, and odor of pets.
 - Clean DEODORIZING FILTER every two weeks. If the filter is particularly dirty, clean the filter more often.
 - For cleaning, soak the filter in warm water for a while, and then wash and rinse it. Dry the filter in the shade thoroughly.
 - When the filter color is still dark even after cleaning, replace the filter with a new one.
- Replace the filter at least once a year.

Model	Part No.
MSZ-G09SV -[E1] MSZ-G12SV -[E1]	MAC-1800DF



Deodorizing filter (Gray sponge type)

- DEODORIZING FILTER and AIR CLEANING FILTER can be attached on either side.

 **MITSUBISHI ELECTRIC CORPORATION**

HEAD OFFICE MITSUBISHI DENKI BLDG.MARUNOUCHI TOKYO100-8310 TELEX J24532 CABLE MELCO TOKYO