

November 2008

No. OCB418

REVISED EDITION-A

PARTS CATALOG

Series PKFY Wall Mounted R410A / R407C / R22

 Indoor unit
[Model names]

[Service Ref.]

PKFY-P15VBM-E

PKFY-P20VBM-E

PKFY-P25VBM-E

PKFY-P15VBM-E
PKFY-P20VBM-E
PKFY-P20VBM-ER1
PKFY-P25VBM-E
PKFY-P25VBM-ER1


Revision:

- PKFY-P15VBM-E and PKFY-P20/25VBM-ER1 are added in REVISED EDITION-A.
- Some descriptions have been modified.

- Please void OCB418.

Note:

- RoHS compliant products have <G> mark on the spec name plate.



INDOOR UNIT

 Model name
indication

CONTENTS

1. RoHS PARTS LIST2
2. OPTIONAL PARTSBACK COVER

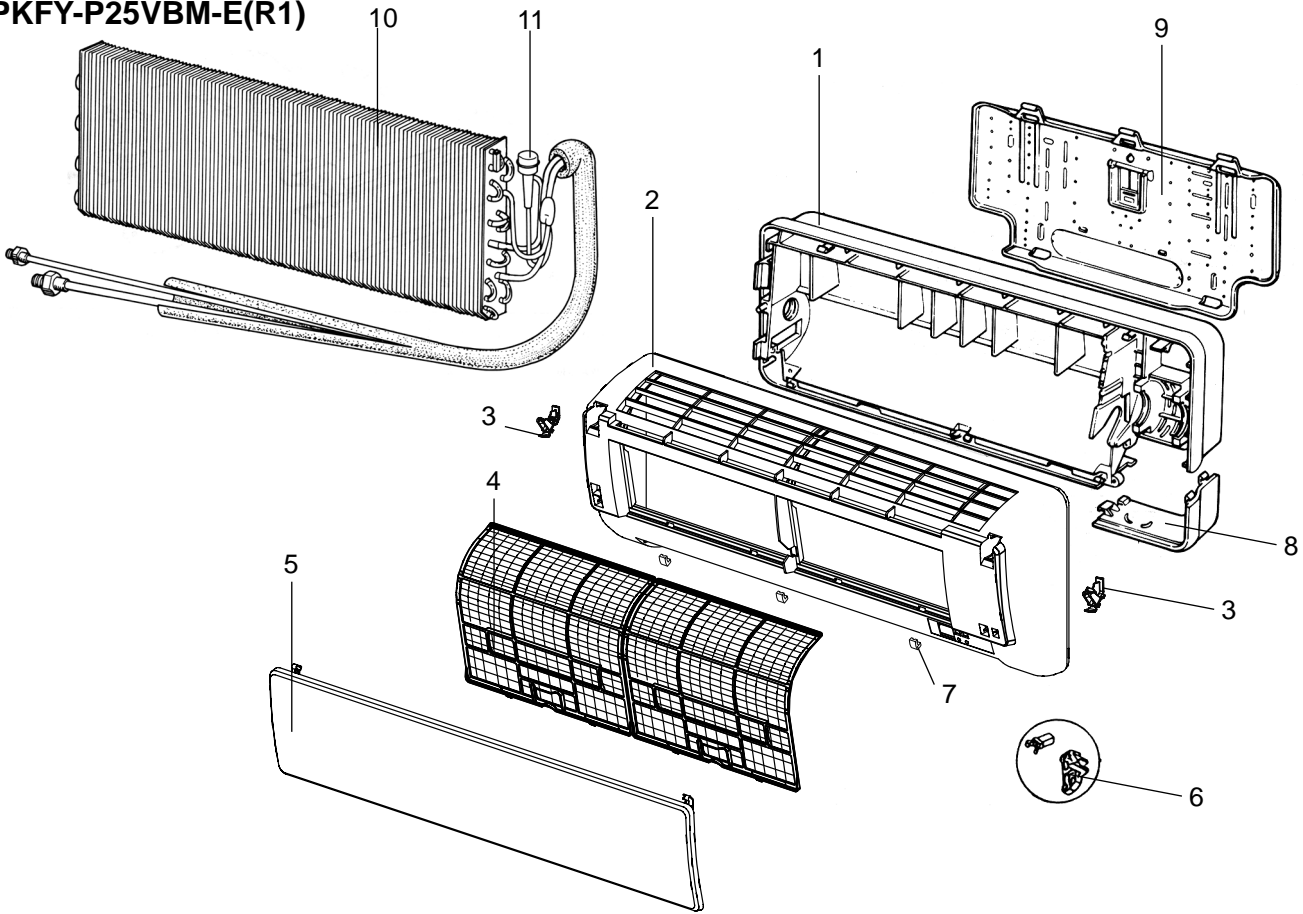
SERVICE MANUAL (OCH418)

PANEL AND HEAT EXCHANGER PARTS

PKFY-P15VBM-E

PKFY-P20VBM-E(R1)

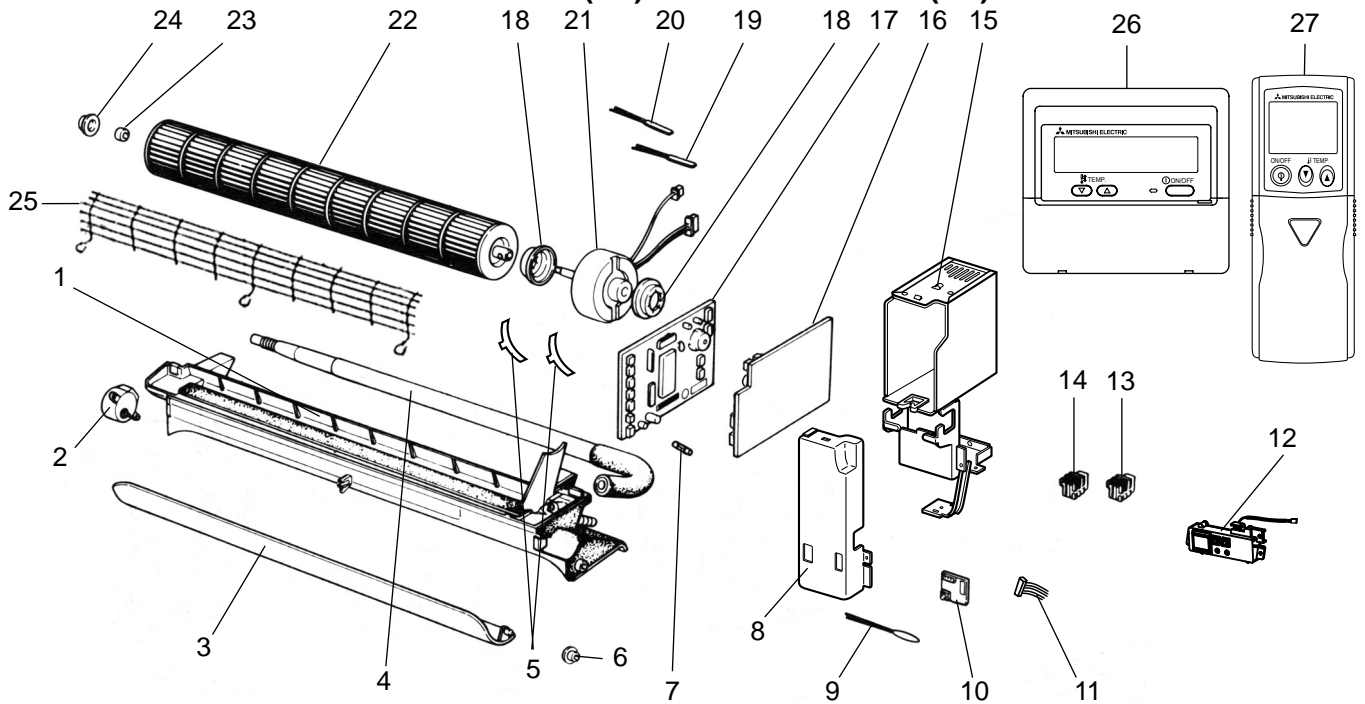
PKFY-P25VBM-E(R1)



No.	ROHS	Parts No.	Parts Name	Specifications	Q'ty / set			Remarks (Drawing No.)	Wiring Diagram Symbol	Recom- mended Q'ty
					PKFY-P					
					15VBM-E	20/25VBM-E	20/25VBM-ER1			
1	G	R01 E01 635	BOX		1	1	1			
2	G	T7W E11 651	FRONT PANEL		1	1	1			
3	G	T7W E00 054	HOLDER		1	1	1	2PCS/SET		
4	G	R01 H01 500	AIR FILTER		2	2	2			
5	G	R01 E53 691	GRILLE		1	1	1			
6	G	R01 E00 054	GRILLE CATCH		2	2	2			
7	G	R01 E08 096	SCREW CAP		1	1	1	3PCS/SET		
8	G	R01 24A 658	CORNER BOX		1	1	1			
9	G	R01 23A 808	BACK PLATE		1	1	1			
10	G	R01 Y05 480	HEAT EXCHANGER		1	1	1	with connect pipe		
11	G	R01 H23 401	LINEAR EXPANSION VALVE		1	1	1		LEV	

ELECTRICAL PARTS

PKFY-P15VBM-E PKFY-P20VBM-E(R1) PKFY-P25VBM-E(R1)



No.	ROHS	Parts No.	Parts Name	Specifications	Q'ty / set			Remarks (Drawing No.)	Wiring Diagram Symbol	Recom- mended Q'ty
					PKFY-P					
					15VBM-E	20/25VBM-E	20/25VBM-ER1			
1	G	R01 23A 530	NOZZLE		1	1	1			
2	G	R01 E23 223	VANE MOTOR			1	1		MV	
	G	T7W E10 223	VANE MOTOR		1				MV	
3	G	R01 E26 002	AUTO VANE		1	1	1			
4	G	R01 23A 527	DRAIN HOSE		1	1	1			
5	G	R01 23A 126	MOTOR BAND	SET (LEFT, RIGHT)	1	1	1			
6	G	R01 08Y 092	VANE SLEEVE		1	1	1			
7	G	R01 E06 239	FUSE	250V 6.3A	1	1	1		FUSE	
8	G	—	ELECTRICAL BOX COVER		1	1	1	(BG00G828G12)		
9	G	R01 H06 202	ROOM TEMPERATURE THERMISTOR		1	1	1		TH21	
10	G	T7W E01 294	ADDRESS BOARD		1	1	1		A.B	
11	G	R01 A01 304	ADDRESS CABLE		1	1	1			
12	G	R01 E00 323	WIRELESS BOARD		1	1	1	with case	W.B	
13	G	T7W E34 716	TERMINAL BLOCK	3P (L, N, ⊕)	1	1	1		TB2	
14	G	T7W E33 716	TERMINAL BLOCK	2P (M1, M2)	1	1	1		TB5	
15	G	—	ELECTRICAL BOX		1	1	1	(BG00J285G30)		
16	G	T7W E28 313	POWER BOARD		1	1	1		P.B	
17	G	R01 N47 310	INDOOR CONTROLLER BOARD			1			I.B	
	G	R01 N81 310	INDOOR CONTROLLER BOARD		1		1		I.B	
18	G	R01 23A 105	RUBBER MOUNT		2	2	2			
19	G	R01 H14 202	PIPE TEMPERATURE THERMISTOR	GAS	1	1	1		TH23	
20	G	R01 H05 202	PIPE TEMPERATURE THERMISTOR	LIQUID	1	1	1		TH22	
21	G	T7W E36 762	FAN MOTOR	PS4V17-KB	1	1	1		MF	
22	G	R01 23A 114	LINE FLOW FAN		1	1	1			
23	G	R01 E04 103	SLEEVE BEARING		1	1	1			
24	G	R01 23A 102	BEARING MOUNT		1	1	1			
25	G	T7W 23A 675	FAN GUARD		1	1	1			
26	G	—	REMOTE CONTROLLER	PAR-21MAA	1	1	1		R.B	
27	G	—	WIRELESS REMOTE CONTROLLER	PAR-FL32MA	1	1	1			

2**OPTIONAL PARTS****2-1. EXTERNAL LEV BOX**

Part No.	PAC-SG95LE-E
----------	--------------

2-2. WIRELESS REMOTE CONTROLLER

Part No.	PAR-FL32MA
----------	------------

2-3. WIRED REMOTE CONTROLLER (MA REMOTE CONTROLLER)

Part No.	PAR-21MAA
----------	-----------

2-4. WIRED REMOTE CONTROLLER (ME REMOTE CONTROLLER)

Part No.	PAR-F27MEA
----------	------------



HEAD OFFICE : TOKYO BLDG., 2-7-3, MARUNOUCHI, CHIYODA-KU, TOKYO 100-8310, JAPAN