

SERVICE PARTS LIST FOR MITSUBISHI ELECTRIC PACKAGED AIR-CONDITIONERS

Series : PUHY-EP·YHM-A(-BS)
PUHY-EP·YSHM-A1(-BS)

For use with the R410A

May 2009

BWE09090

INDEX

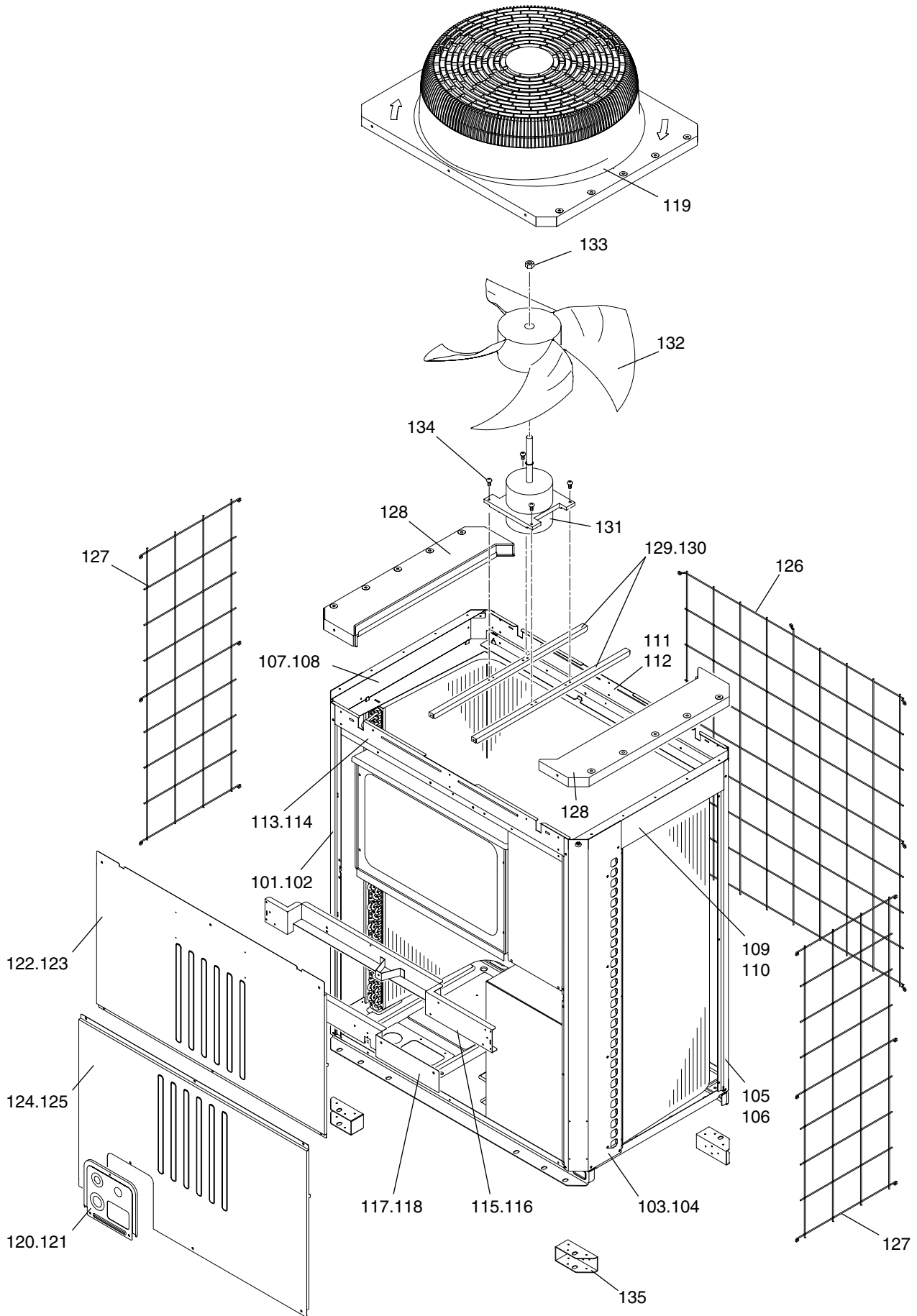
PUHY-EP250YHM-A
PUHY-EP250YHM-A-BS

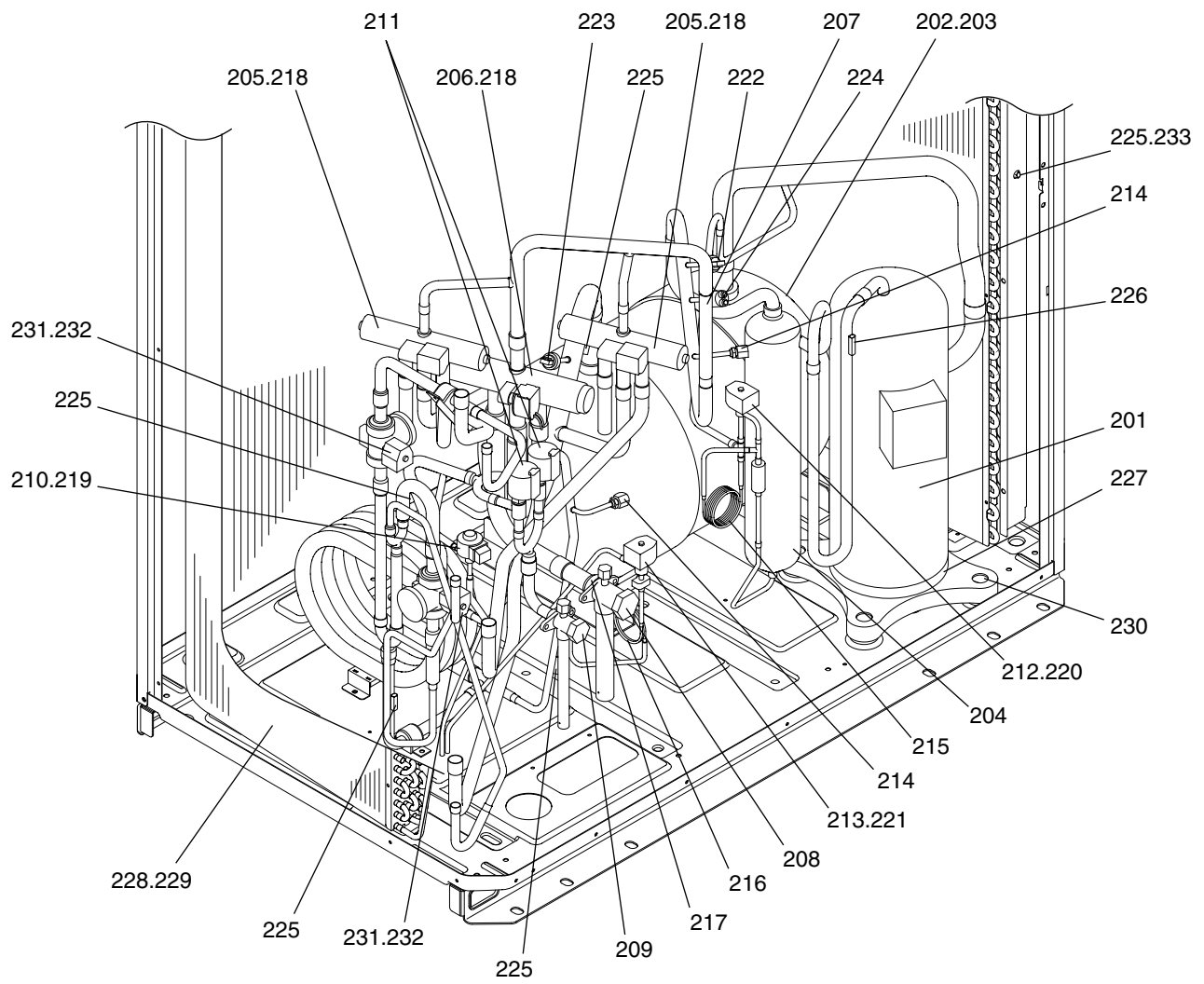
The Package name list

PUHY-EP450YSHM-A1(-BS)	[PUHY-EP200YHM-A(-BS) + PUHY-EP250YHM-A(-BS)]
PUHY-EP550YSHM-A1(-BS)	[PUHY-EP250YHM-A(-BS) + PUHY-EP300YHM-A(-BS)]
PUHY-EP750YSHM-A1(-BS)	[PUHY-EP200YHM-A(-BS) + PUHY-EP250YHM-A(-BS) + PUHY-EP300YHM-A(-BS)]
PUHY-EP850YSHM-A1(-BS)	[PUHY-EP250YHM-A(-BS) + PUHY-EP300YHM-A(-BS) + PUHY-EP300YHM-A(-BS)]

PUHY-EP250YHM-A
PUHY-EP250YHM-A-BS

EXTERNAL PARTS & BLOWER PARTS

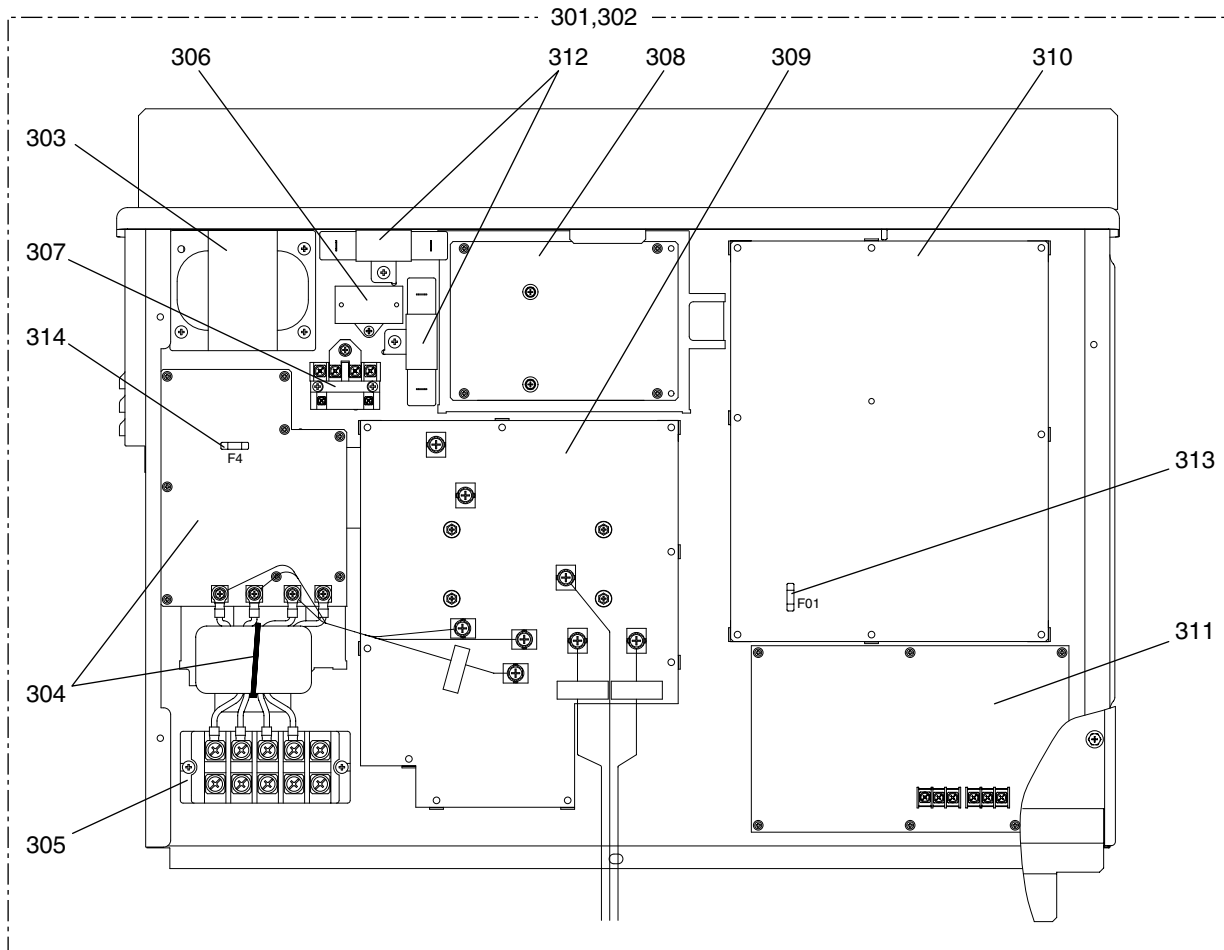




No.	Part No.	G : RoHS Apply Only W : RoHS Apply by Running Change		Spec.	PUHY-EP250YHM-A	PUHY-EP250YHM-A-BS				Dwg. No.	Price	Revision History
		Part Name										
201	R69 025 478	G	Scroll compressor	HNB78FA-YE	1	1				EP10109B02		
202	R61 046 484	G	Accumulator assy		1					KB54B479G05		
203	R61 047 484	G	Accumulator assy	BS		1				KB54B479G06		
204	R61 016 487	G	Oil separator assy		1	1				KB00G667G02		
205	R63 R55 154	G	Four way valve	STF04 <21S4b,21S4c>	2	2				P633118X01		
206	R63 Y05 154	G	Four way valve	STF-07 <21S4a>	1	1				P633119X01		
207	R63 R43 418	G	Check valve	BCV-1005	1	1				P639165X01		
208	R61 002 540	G	Valve	VSAMH8SSCM-A <BV1>	1	1				P636343X01		
209	R61 005 540	G	Valve	VSAMH5SSCM-LA1 <BV2>	1	1				P636344X01		
210	R63 4H6 401	G	Linear expansion valve	CAM35-S <LEV1>	1	1				P632444X01		
211	R61 015 401	G	Linear expansion valve	EFM-A 1700 XA <LEV2a,LEV2b>	2	2				P632461X01		
212	R63 P90 232	G	Solenoid valve	VPV-152D <SV1a>	1	1				P631277X01		
213	R63 Y07 232	G	Solenoid valve	ATS-A <SV9>	1	1				P631291X01		
214	R63 R34 413	G	Check joint L	R410A <CJ1,CJ2>	2	2				P666001X01		
215	R63 R55 425	G	Capillary tube assy	<CP1>	1	1				W905191G02		
216	R61 003 425	G	Capillary tube assy	<CP2>	1	1				KB49F761G01		
217	R63 5H4 454	G	Strainer	25.4D <ST1>	1	1				P641134X01		
218	R63 Y16 243	G	Four way valve coil	STF DV <21S4a,21S4b,21S4c>	3	3				P472024X01		
219	R63 011 401	G	Linear expansion valve coil	CAM <LEV1>	1	1				P472051X01		
220	R61 006 243	G	Solenoid valve coil	VPV Y <SV1a>	1	1				P472046X01		
221	R63 Y18 243	G	Solenoid valve coil	<SV9>	1	1				P472012X01		
222	R61 T01 227	G	Pressure sensor	HP <63HS1>	1	1				KB00F899G07		
223	R61 T01 228	G	Pressure sensor	LP <63LS>	1	1				KB00F899G08		
224	R63 Y11 208	G	Pressure switch	ACB1UB28W <63H1>	1	1				P426320X01		
225	R61 060 200	G	Thermistor	<TH2,TH3,TH5~7>	5	5				P418065X01		
226	R63 911 202	G	Thermistor	<TH4>	1	1				P425416X02		
227	R63 Y07 237	G	Belt heater	240V 45W <CH11>	1	1				P493781X02		
228	R61 115 480	G	Heat exchanger assy	3L	1					KB01G577G01		
229	R61 116 480	G	Heat exchanger assy	3L BS		1				KB01G577G02		
230	R63 852 860	G	Rubber mount	For compressor	4	4				W897574H01		
231	R63 P89 232	G	Solenoid valve	SR6PF-06WR <SV5b,SV5c>	2	2				P631278X01		
232	R61 007 243	G	Solenoid valve coil	SR10D <SV5b,SV5c>	2	2				P472030X02		
233	R61 001 310	G	Sensor holder		1	1				KB25B471G02		

PUHY-EP250YHM-A
 PUHY-EP250YHM-A-BS

CONTROL BOX PARTS



No.	Part No.	G : RoHS Apply Only W : RoHS Apply by Running Change		Spec.	PUHY-EP250YHM-A	PUHY-EP250YHM-A-BS				Dwg. No.	Price	Revision History
			Part Name									
301	R61 057 305	G	Control box	EP250YHM	1					KE80C152G11		
302	R61 058 305	G	Control box	EP250 BS	1					KE80C152G12		
303	R61 011 259	G	Reactor	<DCL>	1	1				P715440X02		
304	R61 003 293	G	Noise filter	<Noise Filter,L>	1	1				KE80C155G01		
305	R61 007 246	G	Terminal block	<TB1>	1	1				S436005H12		
306	R61 001 255	G	Capacitor assy	<C100>	1	1				KE00D263G01		
307	R61 003 216	G	Relay	<72C>	1	1				P421295X01		
308	R61 037 280	G	FAN board		1	1				W652171G07		
309	R61 039 280	G	INV board		1	1				KE80C154G02		
310	R61 011 281	G	Control board		1	1				KE80C153G01		
311	R61 012 281	G	M-NET board		1	1				KE80C055G03		
312	R61 001 234	G	Resistor	<R1>,<R5>	2	2				P411151X01		
313	R61 005 239	G	Fuse	3.15A AC250V T	1	1				S423001H39		
314	R63 993 964	G	Fuse	6.3A AC250V T	1	1				S423001H30		

