

SERVICE PARTS LIST FOR MITSUBISHI ELECTRIC PACKAGED AIR-CONDITIONERS

Series : PUHY-HP·YHM-A(-BS)

For use with the R410A

Feb. 2009

BWE08170

INDEX

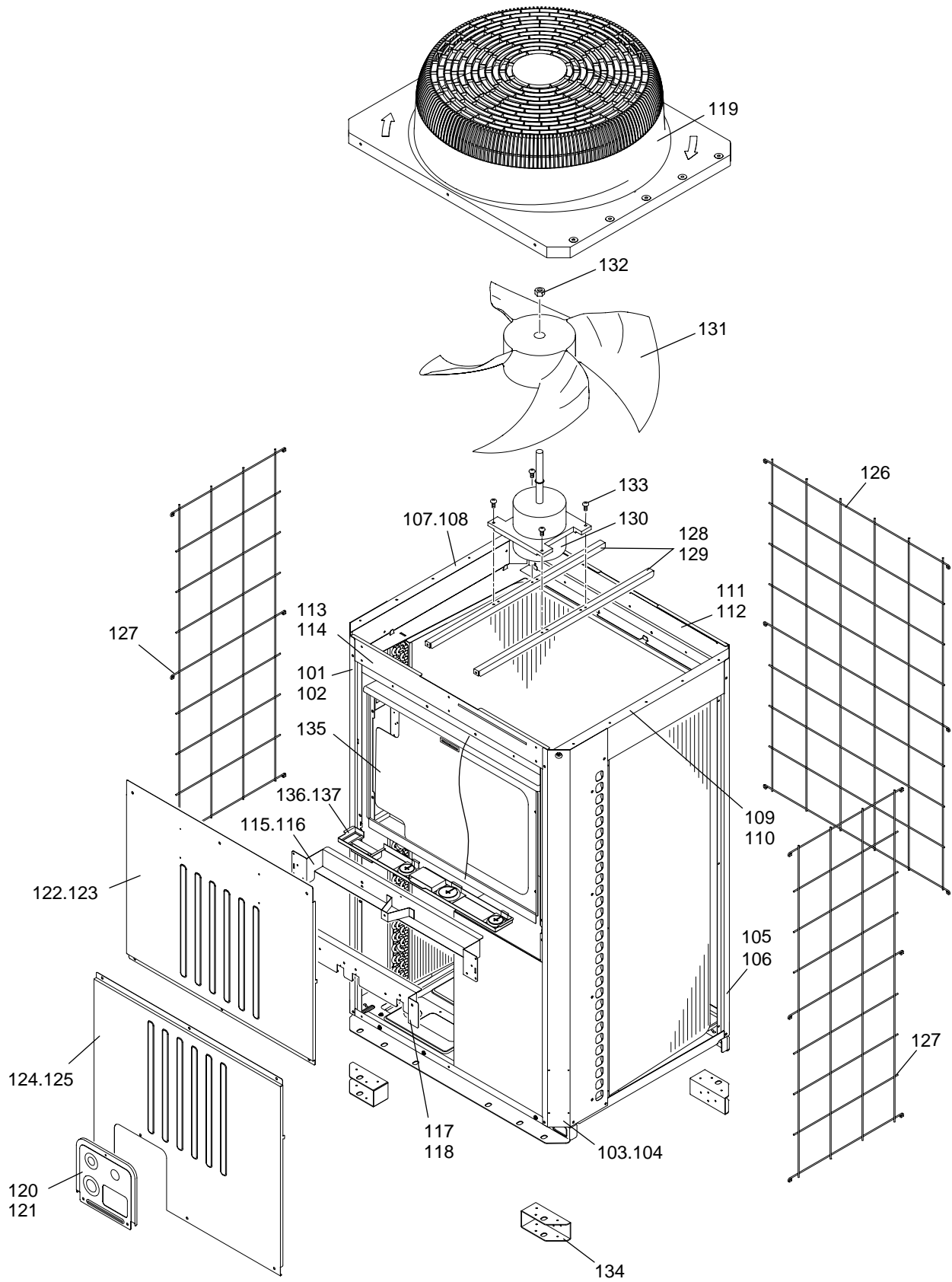
PUHY-HP200YHM-A
PUHY-HP200YHM-A-BS
PUHY-HP250YHM-A
PUHY-HP250YHM-A-BS

The Package name list

PUHY-HP400YSHM-A(-BS)	[PUHY-HP200YHM-A(-BS) + PUHY-HP200YHM-A(-BS)]
PUHY-HP500YSHM-A(-BS)	[PUHY-HP250YHM-A(-BS) + PUHY-HP250YHM-A(-BS)]

PUHY-HP200YHM-A(-BS)
PUHY-HP250YHM-A(-BS)

EXTERNAL PARTS & BLOWER PARTS



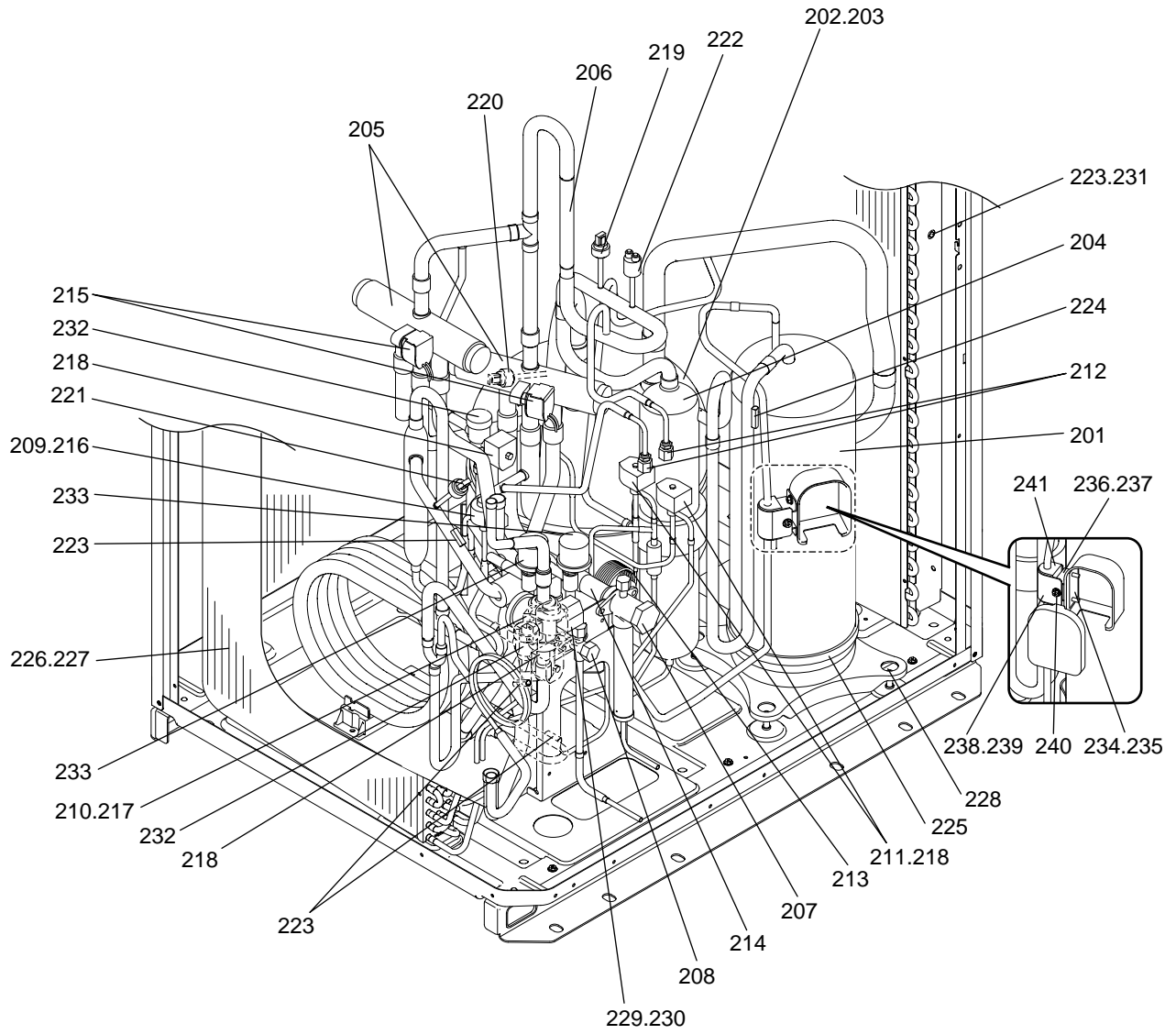
PUHY-HP200YHM-A(-BS)
PUHY-HP250YHM-A(-BS)

EXTERNAL PARTS & BLOWER PARTS

No.	Part No.	G : RoHS Apply Only W : RoHS Apply by Running Change	Part Name	Spec.		PUHY-HP200YHM-A				Dwg. No.	Price	Revision History
						PUHY-HP200YHM-A	PUHY-HP200YHM-A-BS	PUHY-HP250YHM-A	PUHY-HP250YHM-A-BS			
101	R63 001 626	G	Pillar LF			1	1			KB02A011G05		
102	R63 002 626	G	Pillar LF	BS		1	1			KB02A011G06		
103	R63 003 626	G	Pillar RF			1	1			KB02A012G05		
104	R63 004 626	G	Pillar RF	BS		1	1			KB02A012G06		
105	R63 005 626	G	Pillar B			2	2			KB02A013G05		
106	R63 006 626	G	Pillar B	BS		2	2			KB02A013G06		
107	R63 005 111	G	Frame assy L			1	1			KB00C163G05		
108	R63 006 111	G	Frame assy L	BS		1	1			KB00C163G06		
109	R63 007 111	G	Frame assy R			1	1			KB00C164G05		
110	R63 008 111	G	Frame assy R	BS		1	1			KB00C164G06		
111	R63 009 111	G	Frame assy B			1	1			KB00C162G05		
112	R63 010 111	G	Frame assy B	BS		1	1			KB00C162G06		
113	R63 011 111	G	Frame F			1	1			KB02B021H03		
114	R63 012 111	G	Frame FB	BS		1	1			KB02B021G06		
115	R63 013 111	G	Frame assy MU			1	1			KB00C887G01		
116	R63 014 162	G	Frame assy MU	BS		1	1			KB00C887G07		
117	R63 016 111	G	Frame assy MB			1	1			KB00L774G01		
118	R63 015 162	G	Frame assy MB	BS		1	1			KB00L774G07		
119	R63 4H6 118	G	Fan guard			1	1	1	1	KB25A008G02		
120	R63 004 667	G	Pipe cover			1	1			KB02C040G03		
121	R63 4H7 667	G	Pipe cover	BS		1	1			KB02C040G02		
122	R61 050 651	G	Panel FU			1	1			KB02B379H01		
123	R63 4H8 651	G	Panel FU	BS		1	1			KB02B379G02		
124	R61 003 652	G	Panel FB	YHM-A		1	1			KB02B392H02		
125	R61 004 652	G	Panel FB	YHM-A BS		1	1			KB02B392G03		
126	R63 004 611	G	Fin guard B			1	1	1	1	KB07C042G03		
127	R63 005 611	G	Fin guard LR			2	2	2	2	KB07C043G02		
128	R63 4H6 140	G	Fan stand			2	2			KB02D050H01		
129	R63 4H7 140	G	Fan stand	BS		2	2			KB02D050G01		
130	R63 033 220	G	Motor	YC920IA		1	1	1	1	P780109X01		
131	R63 4H6 300	G	Fan			1	1	1	1	KB25A009H02		
132	R63 4H6 122	G	Cap nut	M12 CH		1	1	1	1	P552000X01		
133	R63 014 087	G	Upset Screw	M6x10		4	4	4	4	P516047X01		
134	R61 016 130	G	Attachment leg			4	4	4	4	KB02G629G01		
135	R61 001 233	G	Sheet			1	1	1	1	KE73C299G01		
136	R61 021 260	G	Snow guard assy			1	1			KB00M950G06		
137	R61 T01 260	G	Snow guard assy	BS		1	1			KB00M950G09		

PUHY-HP200YHM-A(-BS)
PUHY-HP250YHM-A(-BS)

FUNCTIONAL PARTS



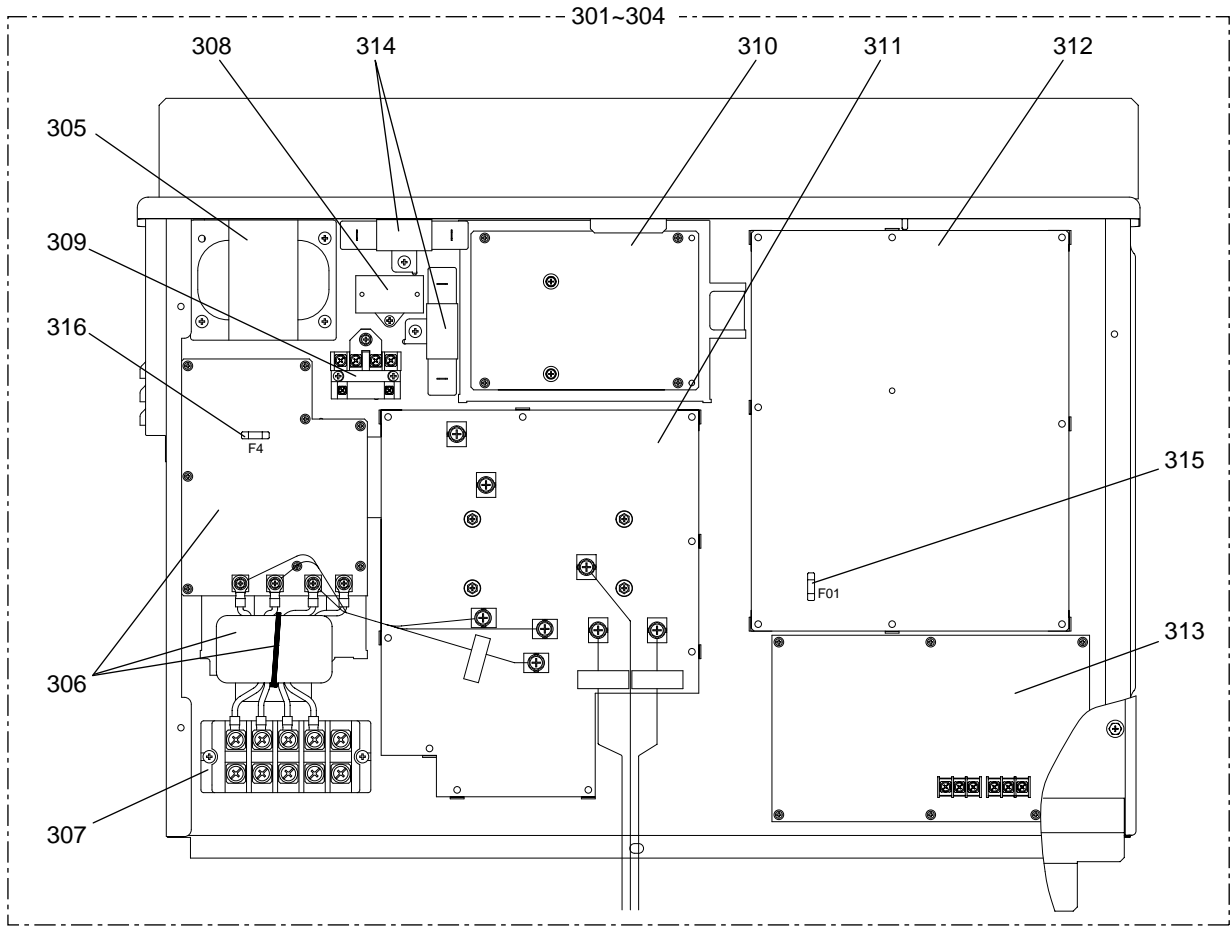
PUHY-HP200YHM-A(-BS)
 PUHY-HP250YHM-A(-BS)

FUNCTIONAL PARTS

No.	Part No.	G : RoHS Apply Only W : RoHS Apply by Running Change		Spec.	PUHY-HP200YHM-A	PUHY-HP200YHM-A-BS	PUHY-HP250YHM-A	PUHY-HP250YHM-A-BS	Dwg. No.	Price	Revision History
			Part Name								
201	R69 046 478	G	Scroll compressor	HNK78FA-Y(S)	1	1	1	1	EP10113B03		
202	R61 043 484	G	Accumulator assy		1		1		KB54B626G07		
203	R61 044 484	G	Accumulator assy	BS		1		1	KB54B626G08		
204	R61 016 487	G	Oil separator assy		1	1	1	1	KB00G667G02		
205	R63 Y05 154	G	Four way valve	STF-07	2	2	2	2	P633119X01		
206	R63 R43 418	G	Check valve	BCV-1005	1	1	1	1	P639165X01		
207	R61 002 540	G	Valve	VSAMH8SSCM-A	1	1	1	1	P636343X01		
208	R61 003 540	G	Valve	VSAMH3SSCM-LA1	1	1	1	1	P636346X01		
209	R63 S84 401	G	Linear expansion valve	CAM-B50	1	1	1	1	P632418X01		
210	R63 7F3 402	G	Linear expansion valve	HAM-BDMD	1	1	1	1	P632402X02		
211	R63 P90 232	G	Solenoid valve	VPV-152D	2	2	2	2	P631277X01		
212	R63 R34 413	G	Check joint L	R410A	2	2	2	2	P666001X01		
213	R63 4H6 425	G	Capillary tube assy		1	1	1	1	KB49D217G01		
214	R63 5H4 454	G	Strainer	25.4D	1	1	1	1	P641134X01		
215	R63 Y16 243	G	Four way valve coil	STF DV <21S4a,21S4b>	2	2	2	2	P472024X01		
216	R63 011 401	G	Linear expansion valve coil	CAM <LEV1>	1	1	1	1	P472051X01		
217	R63 4H8 402	G	Linear expansion valve coil	HAM <LEV4>	1	1	1	1	P472034X02		
218	R61 006 243	G	Solenoid valve coil	VPV Y <SV1a,SV2,SV6,SV9>	4	4	4	4	P472046X01		
219	R61 T01 227	G	Pressure sensor	HP <63HS1>	1	1	1	1	KB00F899G07		
220	R61 T01 228	G	Pressure sensor	LP <63LS>	1	1	1	1	KB00F899G08		
221	R63 008 288	G	Pressure sensor	HP <63HS2>	1	1	1	1	KB00F899G06		
222	R63 Y11 208	G	Pressure switch	ACB1UB28W <63H1>	1	1	1	1	P426320X01		
223	R61 060 200	G	Thermistor	MDW103H <TH2,TH3,TH6,TH7>	4	4	4	4	P418065X01		
224	R63 911 202	G	Thermistor	<TH4>	1	1	1	1	P425416X02		
225	R63 Y07 237	G	Belt heater	240V 45W	1	1	1	1	P493781X02		
226	R61 097 480	G	Heat exchanger assy	3L	1		1		KB01G562G01		
227	R61 100 480	G	Heat exchanger assy	3L BS		1		1	KB01G562G02		
228	R63 852 860	G	Rubber mount	For compressor	4	4	4	4	W897574H01		
229	R63 P89 232	G	Solenoid valve	SR6PF-06WR	1	1	1	1	P631278X01		
230	R61 007 243	G	Solenoid valve coil	SR10D <SV5b>	1	1	1	1	P472030X02		
231	R61 001 310	G	Sensor holder		1	1	1	1	KB25B471G02		
232	R63 851 921	G	Solenoid valve	VPV R410A	2	2	2	2	P631822X01		
233	R61 015 401	G	Linear expansion valve	EFM-A <LEV2a,LEV2b>	2	2	2	2	P632461X01		
234	R61 001 132	G	Attachment plate		1		1		KB02K008H01		
235	R61 002 132	G	Attachment plate	BS		1		1	KB02K008H02		
236	R61 003 609	G	Attachment saddle		1		1		KB02H227G01		
237	R61 004 609	G	Attachment saddle	BS		1		1	KB02H227G02		
238	R63 001 456	G	Saddle		1		1		KB02H226H01		
239	R63 002 456	G	Saddle	BS		1		1	KB02H226H02		
240	R61 010 087	G	Upset Screw	M5×12	3	3	3	3	S516322H01		
241	R63 935 905	G	Packing		2	2	2	2	W483653G05		

PUHY-HP200YHM-A(-BS)
 PUHY-HP250YHM-A(-BS)

CONTROL BOX PARTS



No.	Part No.	G : RoHS Apply Only W: RoHS Apply by Running Change		Spec.	PUHY-HP200YHM-A	PUHY-HP200YHM-A-BS	PUHY-HP250YHM-A	PUHY-HP250YHM-A-BS	Dwg. No.	Price	Revision History
			Part Name								
301	R61 178 305	G	Control box	HP200YHM	1				KE80C152G69		
302	R61 179 305	G	Control box	HP200YHM BS		1			KE80C152G70		
303	R61 180 305	G	Control box	HP250YHM			1		KE80C152G71		
304	R61 181 305	G	Control box	HP250YHM BS				1	KE80C152G72		
305	R61 010 259	G	Reactor	<DCL>	1	1	1	1	P715439X02		
306	R61 003 293	G	Noise filter	<Noise Filter,L>	1	1	1	1	KE80C155G01		
307	R61 007 246	G	Terminal block	<TB1>	1	1	1	1	S436005H12		
308	R61 001 255	G	Capacitor assy	<C100>	1	1	1	1	KE00D263G01		
309	R61 003 216	G	Relay	<72C>	1	1	1	1	P421295X01		
310	R61 037 280	G	FAN board		1	1	1	1	W652171G07		
311	R61 039 280	G	INV board		1	1	1	1	KE80C154G02		
312	R61 093 280	G	Control board		1	1	1	1	KE80C153G25		
313	R61 012 281	G	M-NET board		1	1	1	1	KE80C055G03		
314	R61 001 234	G	Resistor	<R1>,<R5>	2	2	2	2	P411151X01		
315	R63 992 964	G	Fuse	3.15A AC250V T	1	1	1	1	S423001H29		
316	R63 993 964	G	Fuse	6.3A AC250V T	1	1	1	1	S423001H30		

