

# SERVICE PARTS LIST FOR MITSUBISHI ELECTRIC PACKAGED AIR-CONDITIONERS

**Series : PURY-RP•YJM-B(-BS)**

**For use with the R410A**

**REVISED**

**Nov. 2013**

**BWE1024B**

## INDEX

**PURY-RP200YJM-B**

**PURY-RP200YJM-B-BS**

**PURY-RP250YJM-B**

**PURY-RP250YJM-B-BS**

**PURY-RP300YJM-B**

**PURY-RP300YJM-B-BS**

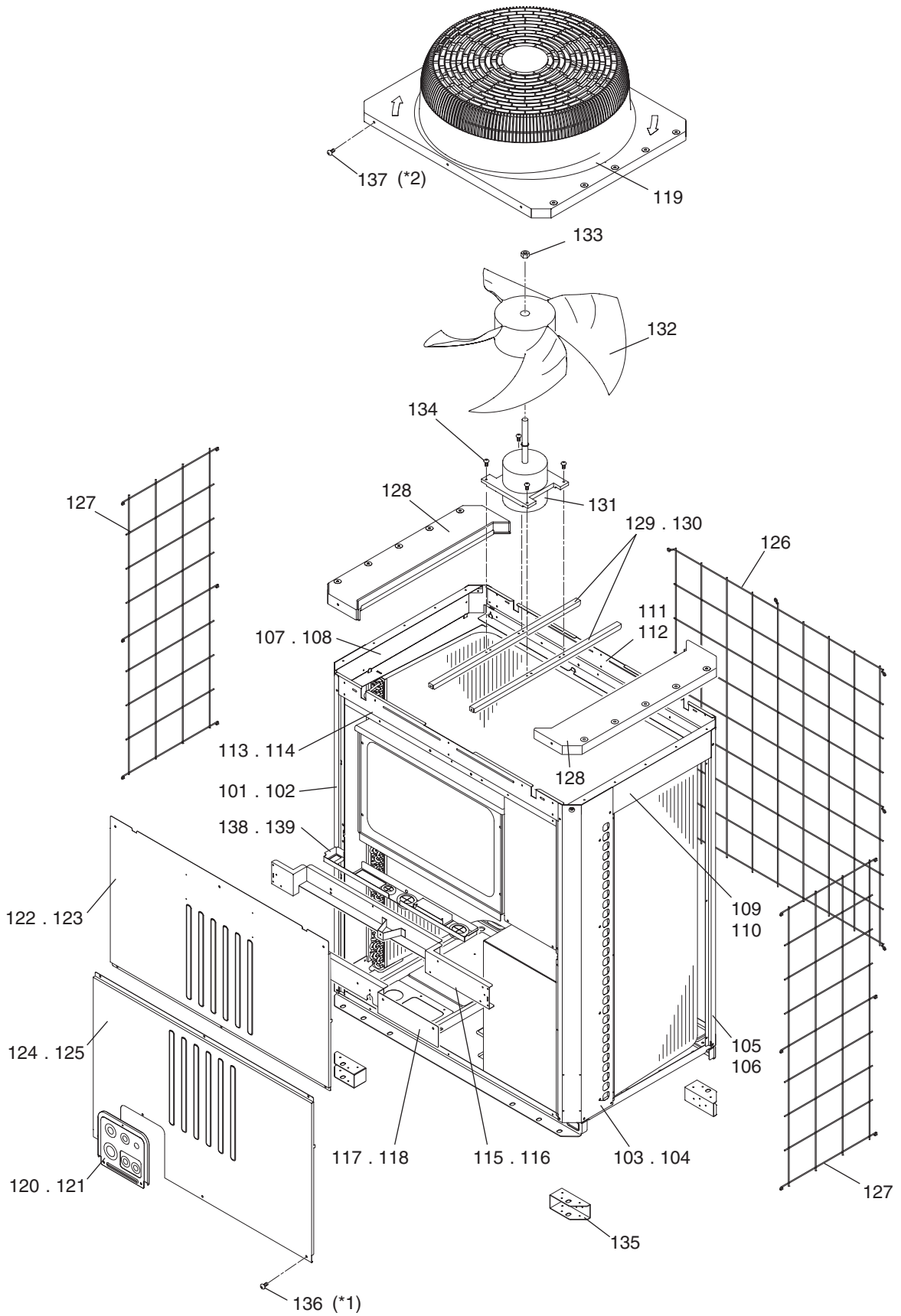
Part information update day : **2013/11/19**

Please change the old catalog (issued Aug. 2011, No.BWE1024A) to this new catalog.  
Content of revision : Some of parts are changed.



PURY-RP200YJM-B(-BS)  
 PURY-RP250YJM-B(-BS)  
 PURY-RP300YJM-B(-BS)

## EXTERNAL PARTS & BLOWER PARTS

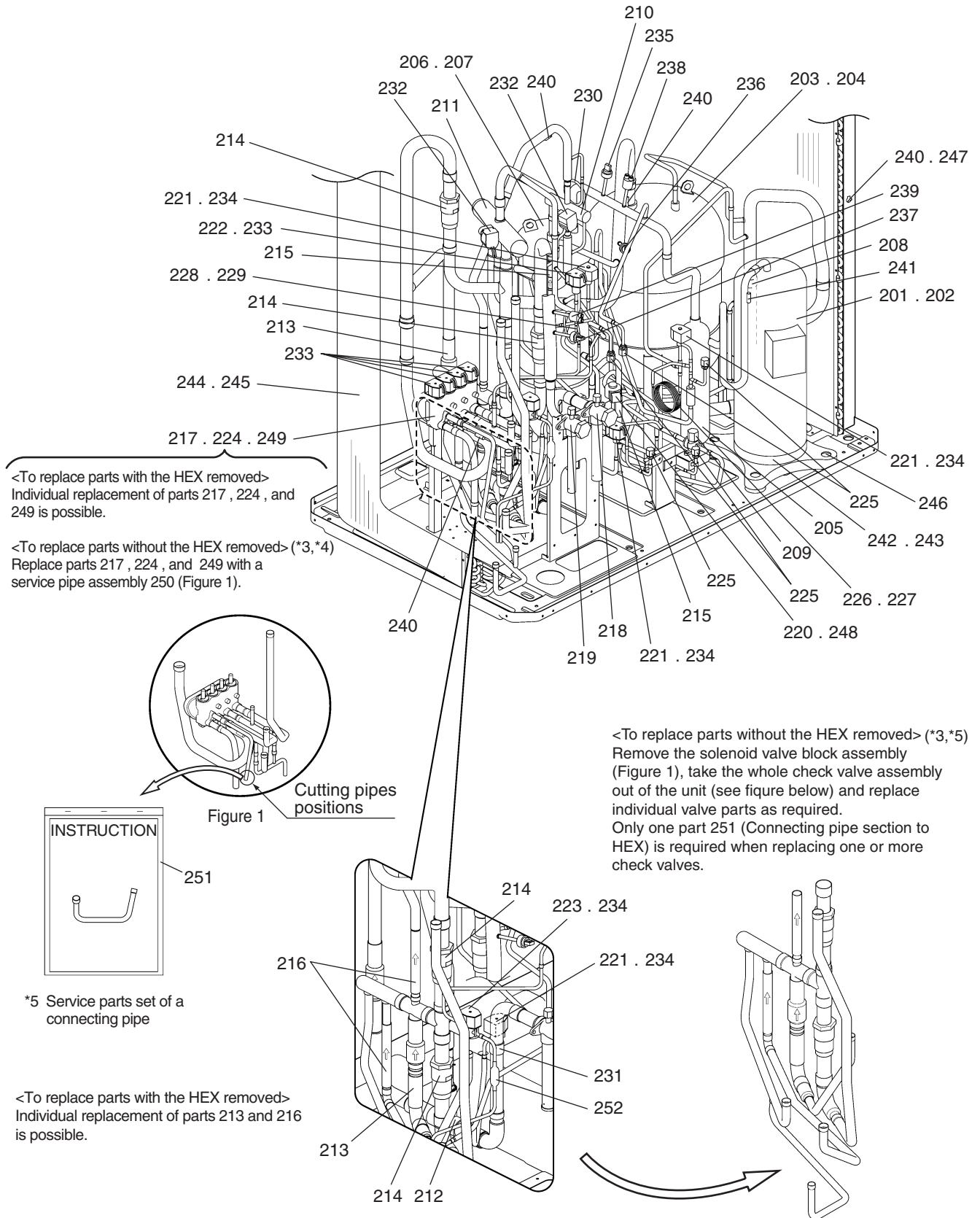


\*1: Each unit requires 100 H screws (Part No. 136).  
 \*2: Each unit requires 54 WFT screws (Part No. 137).

No.	Part No.	G : RoHS Apply Only W : RoHS Apply by Running Change	Part Name	Spec.	PURY-RP200YJM-B	PURY-RP250YJM-B	PURY-RP250YJM-B	PURY-RP250YJM-B	PURY-RP300YJM-B	Dwg. No.	Notes for the models	Revision info.
101	R11 019 626	G	Pillar LF		1	1	1	1		KB02A011G07		
102	R11 020 626	G	Pillar LF	BS		1	1	1		KB02A011G08		
103	R11 014 626	G	Pillar RF		1	1	1	1		KB02A012G07		
104	R11 015 626	G	Pillar RF	BS		1	1	1		KB02A012G08		
105	R63 002 627	G	Pillar B		2	2	2	2		KB02A013G07		
106	R63 003 627	G	Pillar B	BS		2	2	2		KB02A013G08		
107	R63 038 162	G	Frame assy L		1	1	1	1		KD00G100G01		
108	R63 040 162	G	Frame assy L	BS		1	1	1		KD00G100G02		
109	R63 039 162	G	Frame assy R		1	1	1	1		KD00G101G01		
110	R63 041 162	G	Frame assy R	BS		1	1	1		KD00G101G02		
111	R63 019 111	G	Frame assy B	18	1	1	1	1		KB00C464G03		
112	R63 020 111	G	Frame assy B	18 BS		1	1	1		KB00C464G04		
113	R63 021 111	G	Frame F	18HP	1	1	1	1		KB02B093H03		
114	R63 022 111	G	Frame FB	18HP BS		1	1	1		KB02B093G05		Chg.
115	R61 031 162	G	Frame assy MU	18	1	1	1	1		KB00T829G01		
116	R61 033 162	G	Frame assy MU	18 BS		1	1	1		KB00T829G03		
117	R61 006 162	G	Frame assy MB	18	1	1	1	1		KB00L186G01		
118	R61 008 162	G	Frame assy MB	18 BS		1	1	1		KB00L186G07		
119	R63 4H6 118	G	Fan guard		1	1	1	1	1	KB25A008H07		Chg.
120	R61 095 690	G	Piping cover	R2	1	1	1	1		KB02L001G07		
121	R61 094 690	G	Piping cover	R2 BS		1	1	1		KB02L001G08		
122	R61 051 651	G	Panel FU	18HP	1	1	1	1		KB02B402H02		
123	R63 7H8 651	G	Panel FU	18HP BS		1	1	1		KB02B402G04		
124	R61 005 652	G	Panel FB	18HP YHM-A	1	1	1	1		KB02B403H02		
125	R61 006 652	G	Panel FB	18HP YHM BS		1	1	1		KB02B403G03		
126	R61 003 118	G	Fin guard B	18HP	1	1	1	1	1	KB07T209G01		
127	R61 007 611	G	Fin guard LR		2	2	2	2	2	KB07C043G03		
128	R63 7H6 118	G	Fan guard cover		2	2	2	2	2	KB25B086H03		Chg.
129	R63 4H6 140	G	Base fan		2	2	2	2		KB02D050H01		
130	R63 4H7 140	G	Base fan	BS		2	2	2		KB02D050G03		Chg.
131	R61 122 220	G	Motor	YC920IA	1	1	1	1	1	P780109X03		
132	R63 4H6 300	G	Fan		1	1	1	1	1	KB25A009H03		Chg.
133	R63 4H6 122	G	Box nut	M12 CH	1	1	1	1	1	P552000X01		
134	R63 014 087	G	PT Screw	6 x 10	4	4	4	4	4	P516047X01		
135	R61 016 130	G	Attachment leg		4	4	4	4	4	KD02T773G01		Chg.
136	R63 007 087	G	H Screw	5 x 14 KNURLED (30 pcs)	4	4	4	4	4	KB00H418G14	*1	
137	R63 006 087	G	WFT Screw	5 x 12 (30 pcs)	2	2	2	2	2	KB00H418G01	*2	
138	R61 001 261	G	Snow guard assy		1	1	1	1		KB00M950G11		
139	R61 T01 012	G	Snow guard assy	BS		1	1	1		KB00M950G12		Chg.

PURY-RP200YJM-B(-BS)  
 PURY-RP250YJM-B(-BS)  
 PURY-RP300YJM-B(-BS)

FUNCTIONAL PARTS



<To replace parts with the HEX removed>  
 Individual replacement of parts 217, 224, and 249 is possible.

<To replace parts without the HEX removed> (\*3,\*4)  
 Replace parts 217, 224, and 249 with a service pipe assembly 250 (Figure 1).

<To replace parts without the HEX removed> (\*3,\*5)  
 Remove the solenoid valve block assembly (Figure 1), take the whole check valve assembly out of the unit (see figure below) and replace individual valve parts as required. Only one part 251 (Connecting pipe section to HEX) is required when replacing one or more check valves.

\*5 Service parts set of a connecting pipe

<To replace parts with the HEX removed>  
 Individual replacement of parts 213 and 216 is possible.

\*3: Refer to the replacement instructions provided with parts 250 and 251 for details.

\*4: A solenoid valve block assy, a connecting pipe, and a sheet of replacement instructions are included with Solenoid valve block service parts kit (No. 250).

\*5: Part 251 is the connecting pipe with the sheet of replacement instructions.

\*6: Use a strainer (No. 252) for units manufactured after Aug. 2013.

PURY-RP200YJM-B(-BS)  
PURY-RP250YJM-B(-BS)  
PURY-RP300YJM-B(-BS)

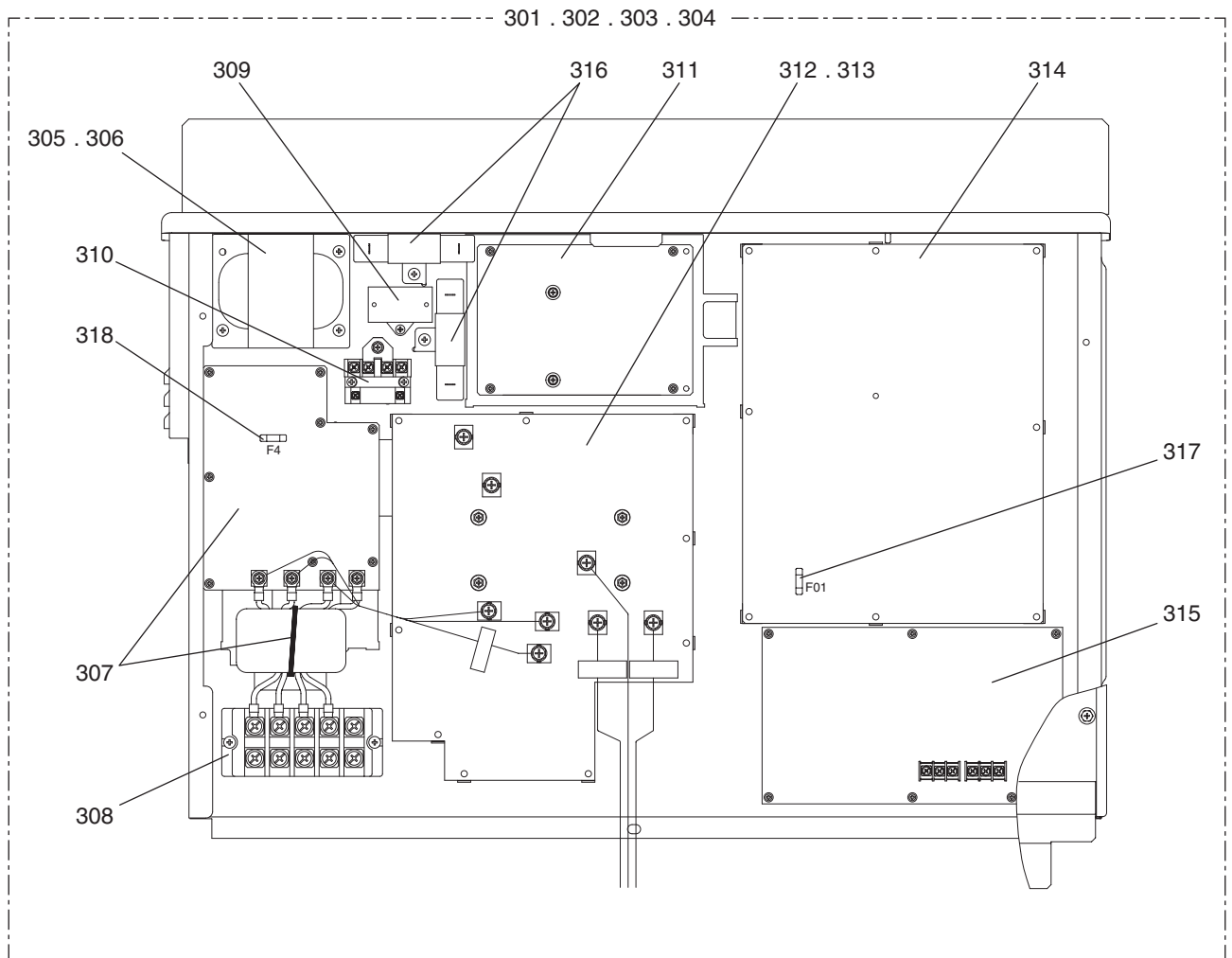
FUNCTIONAL PARTS

No.	Part No.	G : RoHS Apply Only W : RoHS Apply by Running Change	Part Name	Spec.	PURY-RP200YJM-B	PURY-RP250YJM-B(-BS)	PURY-RP250YJM-B	PURY-RP250YJM-B(-BS)	PURY-RP300YJM-B	PURY-RP300YJM-B(-BS)	Dwg. No.	Notes for the models	Revision info.
201	R69 068 478	G	Scroll compressor	ENB52FC-YE	1	1					EP10107B08		
202	R69 070 478	G	Scroll compressor	HNB78FC-YE			1	1	1	1	EP10109B08		
203	R61 065 484	G	Accumulator assy		1		1		1		KB54J613G01		
204	R61 066 484	G	Accumulator assy	BS		1		1		1	KB54J613G02		
205	R61 018 487	G	Oil separator assy		1	1	1	1	1	1	KB00T550G01		
206	R61 011 530	G	Oil tank		1		1		1		KD00L882G03	(RECOVERY)	Chg.
207	R61 012 530	G	Oil tank	BS		1		1		1	KD00L882G04	(RECOVERY)	Chg.
208	R63 4H6 534	G	Pipe assy		1	1	1	1	1	1	KB00C787G01	(SUCTION)	
209	R61 001 420	G	Three way valve	SBV-A3YGME-2	1	1	1	1	1	1	P633125X01	<BV3>	
210	R61 004 235	G	Two way valve	MHV-1104	1	1	1	1	1	1	P637048X01	<SV6>	
211	R63 Y05 154	G	Four way valve	STF-07	1	1	1	1	1	1	P633119X01	<21S4a>	
212	R61 013 418	G	Check valve	ZGVT1210	1	1	1	1	1	1	P633132X01	<CV2a>	Chg.
213	R61 001 418	G	Check valve	LCVP15-8M	2	2	2	2	2	2	P639179X02	<CV3a,CV9a>	
214	R61 002 418	G	Check valve		4	4	4	4	4	4	P639183X01	<CV4a,CV5a,CV7a,CV8a>	
215	R63 984 904	G	Check valve	BCV-804DY	2	2	2	2	2	2	P639163X01	<CV11a,CV12a>	
216	R63 R43 418	G	Check valve	BCV-1005DYQ82	2	2	2	2	2	2	P639165X01	<CV6a,CV10a>	
217	R61 030 232	G	Valve block assy		1	1	1	1	1	1	KB00L126G03	<4SV>	
218	R61 002 540	G	Valve	VSAMH8SSCM-A	1	1	1	1	1	1	P636343X01	<BV1>	
219	R61 006 538	G	Valve	VSAMH6SSCM-LA1	1	1	1	1	1	1	P636352X01	<BV2>	
220	R63 4H6 401	G	Linear expansion valve	CAM35-S	1	1	1	1	1	1	P632444X01	<SLEV>	
221	R63 P90 232	G	Solenoid valve	VPV-152D	4	4	4	4	4	4	P631277X01	<SV1a,SV5c,SV2,SV8>	
222	R63 Y07 232	G	Solenoid valve	ATS-A	1	1	1	1	1	1	P631291X01	<SV9>	
223	R63 027 232	G	Solenoid valve	VPV-L	1	1	1	1	1	1	P631296X01	<SV5b>	
224	R63 6A7 235	G	Solenoid valve	ACS METAL	4	4	4	4	4	4	P631310X01	<SV4a,SV4b,SV4c,SV4d>	
225	R63 R34 413	G	Check joint L	R410A	5	5	5	5	5	5	P666004X02	<(HP)CJ1,(LP)CJ2,CJ3,CJ4,CJ5>	Chg.
226	R61 015 425	G	Capillary tube assy		1	1					KB49P478G01	<CP1>	
227	R61 016 425	G	Capillary tube assy				1	1	1	1	KB49P479G01	<CP1>	
228	R61 006 425	G	Capillary tube assy		1	1					KB49H698G01	<CP2>	
229	R61 008 425	G	Capillary tube assy				1	1	1	1	KB49H700G01	<CP2>	
230	R61 013 425	G	Capillary tube assy		1	1	1	1	1	1	KB49K872G01	<CP3>	
231	R61 008 454	G	Strainer	25.4D	1	1	1	1	1	1	KB48K250G01	<ST1>	
232	R63 Y16 243	G	Solenoid coil	STF DV	2	2	2	2	2	2	P472024X01	<21S4a,SV6>	
233	R63 Y18 243	G	Solenoid coil		5	5	5	5	5	5	P472012X01	<SV4a,SV4b,SV4c,SV4d,SV9>	
234	R61 006 243	G	Solenoid coil	VPV Y	5	5	5	5	5	5	P472046X01	<SV1a,SV2,SV5c,SV5b,SV8>	
235	R61 006 288	G	Pressure sensor	HP D173	1	1	1	1	1	1	KB00H904G09	<63HS1>	
236	R61 007 288	G	Pressure sensor	LP D173	1	1	1	1	1	1	KB00H904G10	<63LS>	
237	R63 008 288	G	Pressure sensor	HP D184	1	1	1	1	1	1	KB00F899G06	<63HS2>	
238	R63 Y11 208	G	Pressure switch	ACB1UB28W	1	1	1	1	1	1	P426320X01	<63H1>	
239	R61 003 208	G	Pressure switch	3.6OFF	1	1	1	1	1	1	P426330X01	<63H2>	
240	R61 060 200	G	Thermistor		4	4	4	4	4	4	P418065X01	<TH3,TH5,TH6,TH7>	
241	R63 911 202	G	Thermistor		1	1	1	1	1	1	P425416X02	<TH4>	
242	R61 003 237	G	Belt heater	240V 35W	1	1					P497067X01	<CH11>	
243	R63 Y07 237	G	Belt heater	240V 45W			1	1	1	1	P493781X02	<CH11>	
244	R61 465 480	G	Heat exchanger	3L	1		1		1		KB01T300G05		
245	R61 466 480	G	Heat exchanger	3L BS		1		1		1	KB01T300G06		

No.	Part No.	G : RoHS Apply Only W : RoHS Apply by Running Change	Part Name	Spec.	PURY-RP200YJM-B	PURY-RP200YJM-E-BS	PURY-RP250YJM-B	PURY-RP250YJM-E-BS	PURY-RP300YJM-B	PURY-RP300YJM-E-BS	Dwg. No.	Notes for the models	Revision info.	
246	R63 852 860	G	Rubber mount	For compressor	4	4	4	4	4	4	W897574H01			
247	R61 001 310	G	Sensor holder		1	1	1	1	1	1	KB25B471H03			
248	R63 4H7 402	G	Linear expansion valve coil	CAM	1	1	1	1	1	1	P472058X02	<SLEV>		
249	R63 6A7 245	G	SV tightening element		1	1	1	1	1	1	W909209G01			
250	R61 003 151	G	SV block servise parts kit		1	1	1	1	1	1	KB00H903G11	*4		
251	R61 005 151	G	Connecting pipe ( 9.52)	(with instructions) *5	1	1	1	1	1	1	KB00H903G12	<CV4a, CV6a, CV8a, CV8a, CV10a> *5		
252	R63 155 454	G	Strainer	6.35D	1	1	1	1	1	1	W882822G01	*6	Add	

PURY-RP200YJM-B(-BS)  
PURY-RP250YJM-B(-BS)  
PURY-RP300YJM-B(-BS)

## CONTROL BOX PARTS



No.	Part No.	G : RoHS Apply Only W : RoHS Apply by Running Change		Spec.	PURY-RP200YJMB	PURY-RP250YJMB	PURY-RP300YJMB	PURY-RP200YJMB	PURY-RP250YJMB	PURY-RP300YJMB	Dwg. No.	Notes for the models	Revision info.
		Part Name											
301	R61 320 305	G	Control box	R-RP20YJM	1						KE80C411G29		
302	R61 321 305	G	Control box	R-RP20 BS		1					KE80C411G30		
303	R61 322 305	G	Control box	R-RP25YJM			1		1		KE80C411G31		
304	R61 323 305	G	Control box	R-RP25 BS				1		1	KE80C411G32		
305	R61 027 259	G	Reactor		1	1					P715476X02	<DCL>	Chg.
306	R61 028 259	G	Reactor				1	1	1	1	P715475X02	<DCL>	Chg.
307	R61 015 293	G	Noise filter		1	1	1	1	1	1	KE80C155G05	<Noise Filter,L>	
308	R61 007 246	G	Terminal block		1	1	1	1	1	1	S436005H12	<TB1>	
309	R61 001 255	G	Capacitor assy		1	1	1	1	1	1	KE00D263G01	<C100>	
310	R61 003 216	G	Relay		1	1	1	1	1	1	P421295X01	<72C>	
311	R61 037 280	G	FAN board		1	1	1	1	1	1	W652171G07		
312	R61 154 280	G	INV board		1	1					KE80C154G09		
313	R61 155 280	G	INV board				1	1	1	1	KE80C154G10		
314	R61 055 281	G	Control board		1	1	1	1	1	1	KE80C153G63		
315	R61 012 281	G	M-NET board		1	1	1	1	1	1	KE80C055G03		
316	R61 001 234	G	Resistor		2	2	2	2	2	2	P411151X01	<R1,R5>	
317	R63 992 964	G	Fuse	3.15A AC250V T	1	1	1	1	1	1	S423001H29		
318	R63 993 964	G	Fuse	6.3A AC250V T	1	1	1	1	1	1	KG00S514G01		Chg.



**mitsubishi electric corporation**  
HEAD OFFICE: TOKYO BLDG., 2-7-3, MARUNOUCHI, CHIYODA-KU, TOKYO 100-8310, JAPAN

---

BWE1024B (20131130)