



The **MELCOMMS MINI** allows duty rotation control within Comms / Server rooms for up to 8 M Series or Mr Slim indoor units, using MELCOBEMS MINI interfaces.

Key Features

- Monitor and control up to 8 indoor units
- Includes 2 x MELCOBEMS MINI interfaces

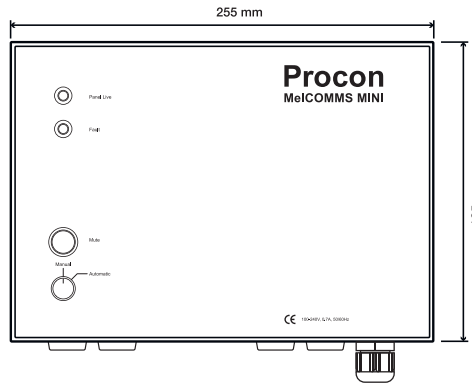


SOLUTION INTERFACE	MELCOMMS MINI
Description	Run Standby Panel
Connect to	MELCOBEMS MINI
Max Number of Units	8
Compatibility	M Series and Mr Slim
Power Supply	220-240v, 50Hz
Dimensions (mm) (WxDxH)	253 x 90 x 180
SMS/GPRS Capabilities	x
Ethernet Capabilities	x
SIM Card Provided	x
Inputs	x
Outputs	1 Digital (Fault)
Control	
On/Off	✓
Mode	✓
Setpoint	✓
Fan Speed	x
Air Direction	x
Permit/Prohibit	x
Filter Sign	x
Monitor	
On/Off	✓
Mode	✓
Setpoint	✓
Fan Speed	x
Air Direction	x
Permit/Prohibit	x
Filter Sign	x
Fault Codes	✓
Room Temperature	✓
Weekly Schedule	x
Annual Schedule	x
Night Setback	x
Web Pages	x
Optimised Start	x
Automatic Setpoint Adjustment	x
Load Shedding	x
Occupied / Unoccupied Settings reset	x
Simple Energy Monitoring	x

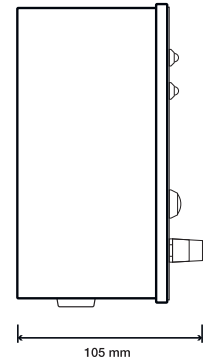
Notes: ✓ = Yes, x = No, - = Not applicable.

DIMENSIONS

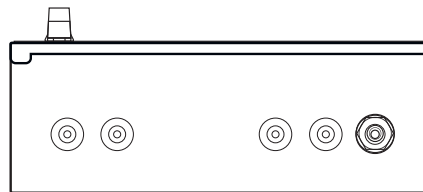
Front View



Side View



Upper View



SYSTEM DIAGRAM



Telephone: 01707 282880
email: air.conditioning@meuk.mee.com
web: airconditioning.mitsubishielectric.co.uk

UNITED KINGDOM Mitsubishi Electric Europe Living Environment Systems Division
Travellers Lane, Hatfield, Hertfordshire, AL10 8XB, England General Enquiries Telephone: 01707 282880 Fax: 01707 278881

IRELAND Mitsubishi Electric Europe Westgate Business Park, Ballymount, Dublin 24, Ireland
Telephone: Dublin (01) 419 8800 Fax: Dublin (01) 419 8890 International code: (003531)

Country of origin: United Kingdom – Japan – Thailand – Malaysia. ©Mitsubishi Electric Europe 2017. Mitsubishi and Mitsubishi Electric are trademarks of Mitsubishi Electric Europe B.V. The company reserves the right to make any variation in technical specification to the equipment described, or to withdraw or replace products without prior notification or public announcement. Mitsubishi Electric is constantly developing and improving its products. All descriptions, illustrations, drawings and specifications in this publication present only general particulars and shall not form part of any contract. All goods are supplied subject to the Company's General Conditions of Sale, a copy of which is available on request. Third-party product and brand names may be trademarks or registered trademarks of their respective owners.

Note: The fuse rating is for guidance only. Please refer to the relevant databook for detailed specification. It is the responsibility of a qualified electrician/electrical engineer to select the correct cable size and fuse rating based on current regulation and site specific conditions. Mitsubishi Electric's air conditioning equipment and heat pump systems contain a fluorinated greenhouse gas, R410A (GWP:2088), R32 (GWP:675), R407C (GWP:1774) or R134a (GWP:1430). *These GWP values are based on Regulation (EU) No 517/2014 from IPCC 4th edition. In case of Regulation (EU) No.626/2011 from IPCC 3rd edition, these are as follows: R410A (GWP:1975), R32 (GWP: 550), R407C (GWP:1650) or R134a (GWP:1300).



www.greengateway.mitsubishielectric.co.uk
Mitsubishi Electric UK's commitment
to the environment

Follow us @meuk_Jes
Follow us @green_gateway

Mitsubishi Electric
Living Environmental Systems UK

mitsubishielectric2

thehub.mitsubishielectric.co.uk

Effective as of September 2017