

## Bluetooth Setting Manual

For distribution to dealers and contractors

### 1. Safety precautions

- Thoroughly read the following safety precautions before using the unit.
- Observe these precautions carefully to ensure safety.

	<b>WARNING</b>	Indicates a risk of death or serious injury.
	<b>CAUTION</b>	Indicates a risk of serious injury or structural damage.

- After reading this manual, pass it on to the end user to retain for future reference.
- Keep this manual for future reference and refer to it as necessary. This manual should be made available to those who repair or relocate the controller. Make sure that the manual is passed on to any future users.

#### General precautions

#### WARNING

- Do not use MA Touch Remote Controller where pacemaker users may be around. If used, turn off its Bluetooth.
  - Bluetooth may cause pacemakers to malfunction and leads to an accident.
- Do not use MA Touch Remote Controller near electrical medical devices. If used, turn off its Bluetooth.
  - Bluetooth may cause these devices to malfunction and leads to an accident.
- Do not use MA Touch Remote Controller near automatic doors, fire alarms, or other automatically controlled devices. If used, turn off its Bluetooth.
  - Bluetooth may cause these devices to malfunction and leads to an accident.

1

#### CAUTION

- This product is permitted for use only in the country where it was purchased.
- This product uses signals in the 2.4 GHz band.
  - Signals in the 2.4 GHz band are used by medical devices, other similar devices, and non-licensed amateur radio stations (hereafter referred to as other radio stations).
    1. Before using this product, make sure there are no other radio stations in the vicinity.
    2. If a radio interference occurs between this product and other radio stations, move the product or stop using the product (turn off Bluetooth).
    3. If problems with radio interference occur, consult the dealer from which the product was purchased.
- Keep an appropriate distance between the product and radio-emitting devices, such as cordless phones, microwave ovens, and wireless LANs, to prevent Bluetooth interference from these devices that can affect normal operation and performance of the product.
- The following actions may be punishable by law.
  - Disassembling or alteration of this product
  - Removal of certification labels
- The maximum line-of-sight distance of this product is 10 meters. This distance will be shorter when obstacles or people are in the path of radio waves or radio interference from appliances (e.g., microwave ovens) exists.

#### Precautions for using smartphone application

- When operating an air conditioner from a controller located outside the visibility of the air conditioner, make sure that the operation of the air conditioner will not negatively affect its surroundings or the occupants beforehand.
- When occupants include children, elderly people, people with ailments, or people with disabilities, make sure the product is used in the presence of a capable, supervising adult.
- When one or more people are in a room with an air conditioner, let them know beforehand that the air conditioner is going to be operated from a controller located outside the visibility of the air conditioner.
- Children must be supervised to stay away from the product.
- Poor radio-wave conditions due to an existence of obstacles or radio-emitting devices, such as a microwave oven, in the vicinity of the product can lead to a non-response error. Periodically check the operating conditions of the product.
- The maximum line-of-sight distance of this product is 10 meters. Obstacles in the path of radio waves can shorten this distance. If a problem occurs, remove the obstacles or shorten the distance between this product and the connected device.
- It is recommended to lock the smartphone screen to prevent inadvertent operation of the air-conditioning system.

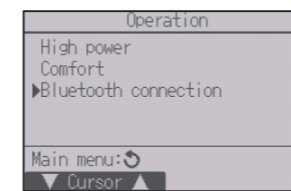
2

## 2. Bluetooth settings

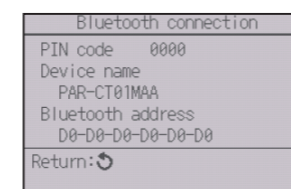
### Bluetooth connection information

This screen allows the user to view the information necessary to connect a smartphone and the remote controller via Bluetooth.

Select [Operation] from the main menu, select [Bluetooth connection], and then press the SELECT button.



The connection PIN, device name, and Bluetooth address can be checked.

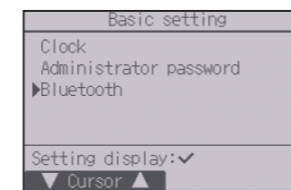


Note: Bluetooth connection information will not be available if the Bluetooth function is disabled by the administrator.

### Bluetooth settings

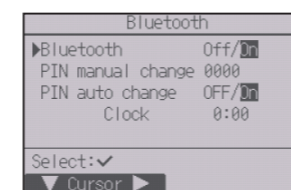
Note: Administrator password is required.

This screen allows the user to set the Bluetooth functions of the remote controller and the connection PIN. Select [Initial setting] from the main menu, select [Basic setting], [Bluetooth], and press the SELECT button.



Make the following settings with the F1 through F4 buttons.

- Bluetooth ON/OFF: Turns on and off the Bluetooth function. The default setting is "OFF."
- PIN manual change: Allows the user to manually change the PIN for connecting to a smartphone.
- PIN auto change: Turns on and off the function to automatically update the PIN at a set interval. When this setting is set to ON, set the time to update the PIN. The PIN will be generated randomly. The default setting is "OFF."



3

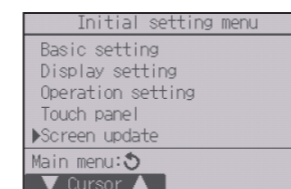
Note: When the Bluetooth function is turned on, a Bluetooth icon will light up on the Status display and the Main display.

Note: When multiple remote controllers with the same PINs are located in the same room or adjoining rooms, a connection may be made to a wrong remote controller. To prevent this from happening, set a different PIN for each remote controller.

### Screen update

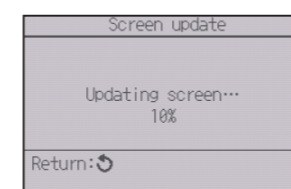
Note: Administrator password is required.

This screen allows the user to receive image files from the smartphone using the remote controller Bluetooth function. Select [Initial setting] from the main menu, select [Screen update], and press the SELECT button.



Transfer data from the smartphone.

Refer to the instruction book of smartphone application for how to transfer data from the smartphone.



Note: This function is not available when the Bluetooth function is turned off. Observe the following restrictions that apply to the images to be transferred.

- Image files
  - File size: 160 pixels high and 320 pixels wide. Files in other sizes cannot be received.
  - File type: JPG or PNG. Alpha channels are not supported. Convert the file to R (5 bits), G (6 bits), B (5 bits) regardless of the bit depth.
  - File name: No restrictions apply to the file name.

4

## Smartphone

- Operating system requirement: iPhone iOS 10 or later

Smartphone application is available for download from the site below.  
iOS: App Store

Key word  
General user: PAR-CT01MA user  
Administrator/Maintenance user: PAR-CT01MA pro

- IMPORTANT -  
The application is free, but data communication fee for download will apply.

## 3. Legal and trademark information

### EU Declaration of Conformity

This product is designed and intended for use in the residential, commercial, and light-industrial environment.

Hereby, MITSUBISHI ELECTRIC CORPORATION declares that the radio equipment types, PAR-CT01MAA-PB(SB) and PAR-CT01MAR-PB(SB), are in compliance with Directive 2014/53/EU. The full text of the EU declaration of conformity is available at the following internet address:

[http://library.mitsubishielectric.co.uk/pdf/book/PAR-CT01MAA\\_Declaration\\_of\\_Conformity](http://library.mitsubishielectric.co.uk/pdf/book/PAR-CT01MAA_Declaration_of_Conformity)

The product at hand is based on the following EU regulations:

- RE Directive 2014/53/EU

HEAD OFFICE: TOKYO BLDG., 2-7-3, MARUNOUCHI, CHIYODA-KU, TOKYO 100-8310, JAPAN

MANUFACTURER: MITSUBISHI ELECTRIC CORPORATION  
Air-conditioning & Refrigeration Systems Works  
5-66, Tebira 6 Chome, Wakayama-city, 640-8686, Japan

Frequency band in which the radio equipment operates; 2402-2480 MHz  
Maximum radio-frequency power transmitted in the frequency bands in which the radio equipment operates; +1.7dBm at e.i.r.p.

5

## Trademarks

- iPhone, iPad, and iPod touch are registered trademarks of Apple Inc. in the U.S. and other countries.
- The trademark iOS is used under the license of Cisco in the U.S and other countries.
- App Store™ is the collective name of the service that provides download services of application software for use on iPhones, iPads, and iPod touches.
- The word Bluetooth® and its logo mark are trademarks of Bluetooth SIG, Inc., and Mitsubishi Electric Corporation is granted the right to use these trademarks. Other trademarks and trade names are properties of their respective companies.



6