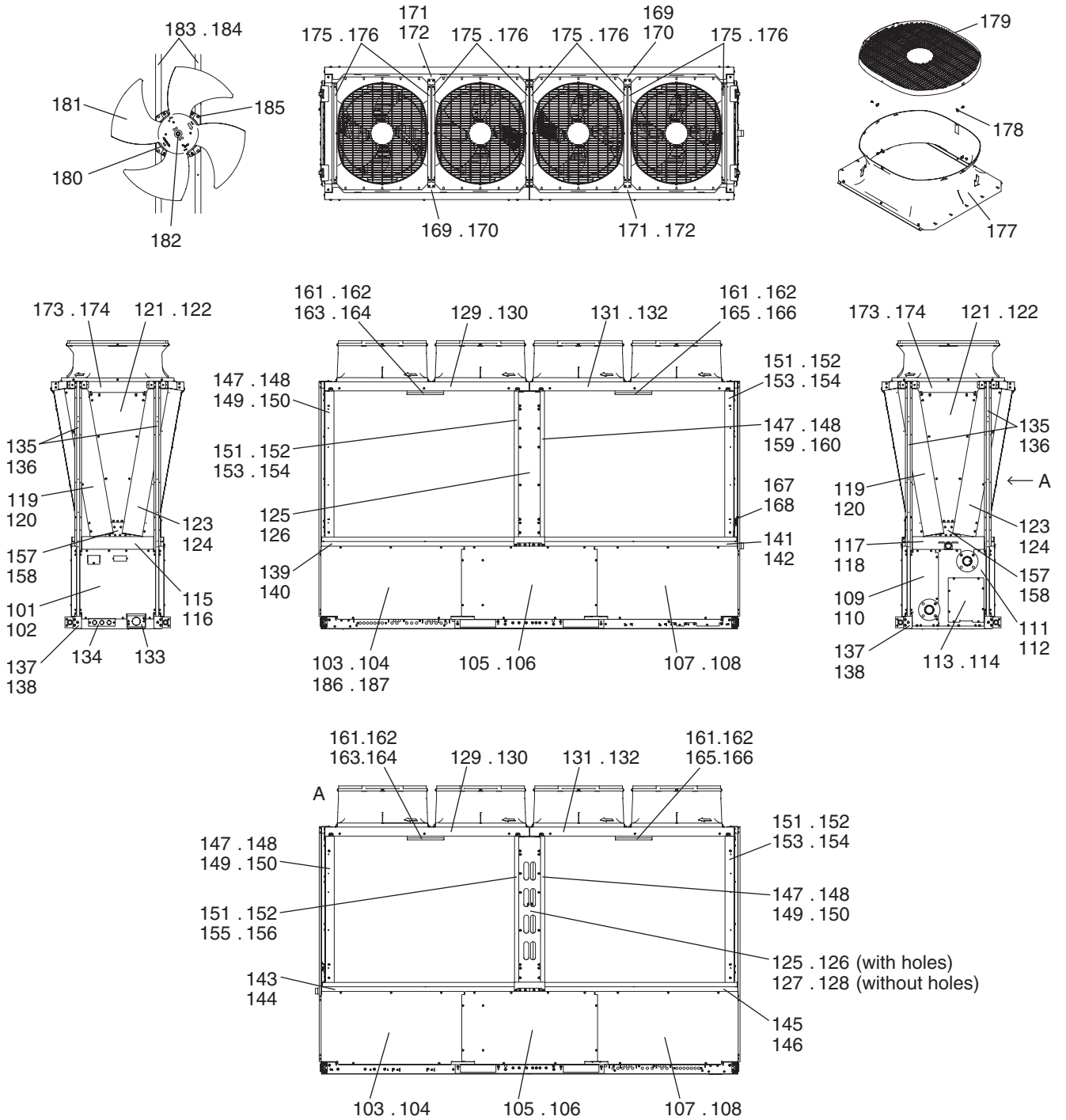


# SERVICE PARTS LIST FOR MITSUBISHI ELECTRIC REFRIGERATION SYSTEMS:CHILLING UNIT

Series : EACV-M•YCL(-N)(-BS)  
EAHV-M•YCL(-N)(-BS)

Jan. 2021  
BWE020200

INDEX
EACV-M1500YCL(-BS)
EACV-M1500YCL-N(-BS)
EACV-M1800YCL(-BS)
EACV-M1800YCL-N(-BS)
EAHV-M1500YCL(-BS)
EAHV-M1500YCL-N(-BS)
EAHV-M1800YCL(-BS)
EAHV-M1800YCL-N(-BS)

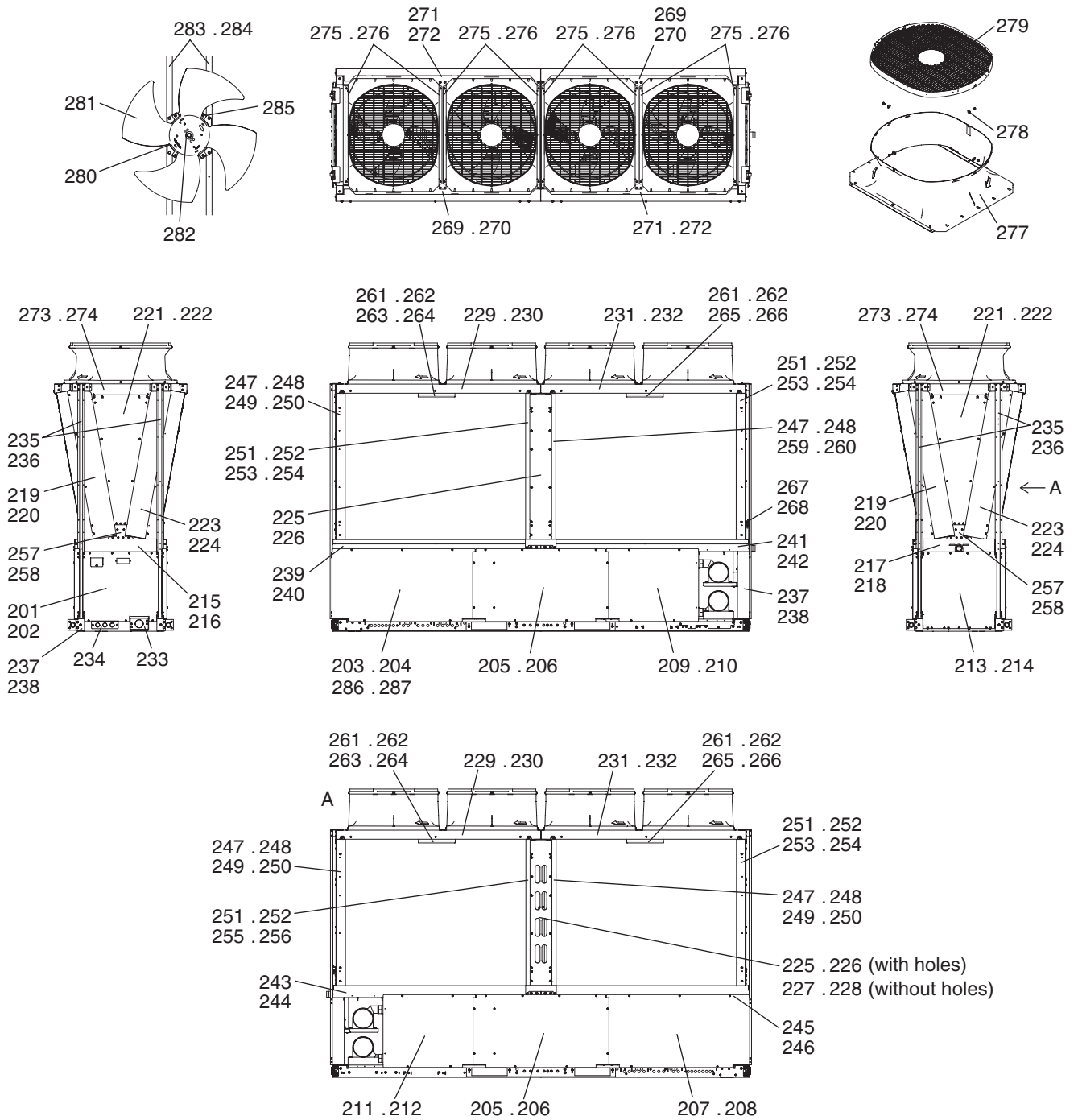


No.	Part No.	Part Name	Spec.	EACV-M1500YCL	EACV-M1500YCL-BS	EACV-M1800YCL	EACV-M1800YCL-BS	EAHV-M1500YCL	EAHV-M1500YCL-BS	Dwg. No.	Notes for the models	Revision info.
101	R15 192 661	Panel assy MF		1		1		1		KC00J839G01		
102	R15 193 661	Panel assy MF	BS		1		1		1	KC00J839G02		
103	R15 194 661	Panel assy SRL 1		2		2		2		KW00G747G03		
104	R15 195 661	Panel assy SRL 1	BS		2		2		2	KW00G747G04		
105	R15 196 661	Panel assy SM		2		2		2		KW00G749G03		
106	R15 197 661	Panel assy SM	BS		2		2		2	KW00G749G04		
107	R15 198 661	Panel assy SRL 2		2		2		2		KW00G748G03		
108	R15 199 661	Panel assy SRL 2	BS		2		2		2	KW00G748G04		
109	R15 202 661	Panel assy BR		1		1		1		KW00G363G04		
110	R15 203 661	Panel assy BR	BS		1		1		1	KW00G363G05		
111	R15 204 661	Panel assy BL		1		1		1		KW00G358G04		
112	R15 205 661	Panel assy BL	BS		1		1		1	KW00G358G05		
113	R15 206 661	Panel assy BL 2		1		1		1		KW00G359G06		
114	R15 207 661	Panel assy BL 2	BS		1		1		1	KW00G359G07		
115	R15 208 661	Panel assy FT		1		1		1		KC00U802G01		
116	R15 209 661	Panel assy FT	BS		1		1		1	KC00U802G02		
117	R15 210 661	Panel assy BT		1		1		1		KC00U798G01		
118	R15 211 661	Panel assy BT	BS		1		1		1	KC00U798G02		
119	R15 212 661	Panel assy FL		2		2		1		KW00G680G01		
120	R15 213 661	Panel assy FL	BS		2		2		1	KW00G680G02		
121	R15 214 661	Panel assy F		2		2		2		KW00G679G03		
122	R15 215 661	Panel assy F	BS		2		2		2	KW00G679G04		
123	R15 216 661	Panel assy FR		2		2		1		KW00G681G01		
124	R15 217 661	Panel assy FR	BS		2		2		1	KW00G681G02		
125	R15 228 661	Panel assy SL		2		2		1		KW00D177G01		
126	R15 229 661	Panel assy SL	BS		2		2		1	KW00D177G02		
127	R15 230 661	Panel assy SR						1		KW00D176G01		
128	R15 231 661	Panel assy SR	BS						1	KW00D176G02		
129	R15 222 661	Panel UL		2		2		2		KC00U984G01		
130	R15 223 661	Panel UL	BS		2		2		2	KC00U984G02		
131	R15 224 661	Panel UR		2		2		2		KC00U985G01		
132	R15 225 661	Panel UR	BS		2		2		2	KC00U985G02		
133	R15 226 661	Base panel	CNT1	1	1	1	1	1	1	KC02U341G01		
134	R15 227 661	Base panel	CNT2	1	1	1	1	1	1	KC02U364G02		
135	R15 035 626	Pillar		4		4		4		KW02C132G05		
136	R15 036 626	Pillar	BS		4		4		4	KW02C132G06		
137	R15 037 626	Pillar MF		2		2		2		KC02J793G03		
138	R15 038 626	Pillar MF	BS		2		2		2	KC02J793G04		
139	R15 021 215	Frame MS 1		1		1		1		KW00G821G03		
140	R15 022 215	Frame MS 1	BS		1		1		1	KW00G821G04		
141	R15 029 215	Frame MS 2		1		1		1		KW00G822G03		
142	R15 030 215	Frame MS 2	BS		1		1		1	KW00G822G04		
143	R15 031 215	Frame MS 3		1		1		1		KW00G864G05		
144	R15 032 215	Frame MS 3	BS		1		1		1	KW00G864G06		
145	R15 033 215	Frame MS 4		1		1		1		KW00G865G03		

No.	Part No.	Part Name	Spec.	EACV-M1500YCL	EACV-M1500YCL-BS	EACV-M1800YCL	EACV-M1800YCL-BS	EAHV-M1500YCL	EAHV-M1500YCL-BS	Dwg. No.	Notes for the models	Revision info.
146	R15 034 215	Frame MS 4	BS		1		1		1	KW00G865G04		
147	R15 039 626	Pillar ML 3		4		4				KW02B021G05		
148	R15 040 626	Pillar ML 3	BS			4				KW02B021G06		
149	R15 041 626	Pillar L							3	KW02B019G05		
150	R15 042 626	Pillar L	BS						3	KW02B019G06		
151	R15 043 626	Pillar MR 3		4		4				KW02B021G07		
152	R15 044 626	Pillar MR 3	BS			4				KW02B021G08		
153	R15 045 626	Pillar R							3	KW02B019G07		
154	R15 046 626	Pillar R	BS						3	KW02B019G08		
155	R15 047 626	Pillar MR							1	KW00G855G01		
156	R15 048 626	Pillar MR	BS						1	KW00G855G02		
157	R15 012 318	Frame FB		2		2			2	KW02G476G02		
158	R15 013 318	Frame FB	BS			2			2	KW02G476G03		
159	R15 049 626	Pillar ML							1	KW00G513G05		
160	R15 034 626	Pillar ML	BS						1	KW00G513G06		
161	R15 009 383	Stopper assy							4	KC00U920G05		
162	R15 010 383	Stopper assy	BS						4	KC00U920G06		
163	R15 011 383	Stopper assy 2		2		2				KW00D146G03		
164	R15 012 383	Stopper assy 2	BS			2				KW00D146G04		
165	R15 013 383	Stopper assy 3		2		2				KW00D147G03		
166	R15 014 383	Stopper assy 3	BS			2				KW00D147G04		
167	R15 010 318	Thermistor base assy		1		1			1	KC00U863G03		
168	R15 011 318	Thermistor base assy	BS			1			1	KC00U863G04		
169	R15 015 215	Fan frame R		2		2			2	KC02J824G03		
170	R15 016 215	Fan frame R	BS			2			2	KC02J824G04		
171	R15 017 215	Fan frame L		2		2			2	KC02J825G03		
172	R15 018 215	Fan frame L	BS			2			2	KC02J825G04		
173	R15 019 215	Frame TF		2		2			2	KW00G507G04		
174	R15 020 215	Frame TF	BS			2			2	KW00G507G05		
175	R18 001 118	Bell mouth support		8		8			8	KC00S660G03		
176	R18 002 118	Bell mouth support	BS			8			8	KC00S660G02		
177	R61 004 119	Bell mouth		4	4	4	4	4	4	KB25A368G01		
178	R61 009 669	Plate fan guard		16	16	16	16	16	16	KD02D205H02		
179	R11 003 009	Fan guard		4	4	4	4	4	4	KB25V019G01		
180	R15 016 941	Motor	10P 920W 400V	4	4	4	4	4	4	KC61J833G02		
181	R61 047 114	Fan		4	4	4	4	4	4	KB25A993H02		
182	R63 4H6 122	Box nut	M12 CH	4	4	4	4	4	4	P552000X01		
183	R15 007 318	Base fan		8		8			8	KW02C337H01		
184	R15 008 318	Base fan	BS			8			8	KW02C337G02		
185	R63 014 087	Upset screw	M6 x 10	16	16	16	16	16	16	P516047X01		
186	R63 006 087	WFT screw	5 x 12 ( 30 pieces )	1	1	1	1	1	1	KB00H418G01		
187	R61 A45 010	Maintenance coating		1	1	1	1	1	1	W872894G01	Not included in the shipment	

No.	Part No.	Part Name	Spec.	EACV-M1800YCL	EAHV-M1800YCL-BS					Dwg. No.	Notes for the models	Revision info.
101	R15 192 661	Panel assy MF		1						KC00J839G01		
102	R15 193 661	Panel assy MF	BS		1					KC00J839G02		
103	R15 194 661	Panel assy SRL 1		2						KW00G747G03		
104	R15 195 661	Panel assy SRL 1	BS		2					KW00G747G04		
105	R15 196 661	Panel assy SM		2						KW00G749G03		
106	R15 197 661	Panel assy SM	BS		2					KW00G749G04		
107	R15 198 661	Panel assy SRL 2		2						KW00G748G03		
108	R15 199 661	Panel assy SRL 2	BS		2					KW00G748G04		
109	R15 202 661	Panel assy BR		1						KW00G363G04		
110	R15 203 661	Panel assy BR	BS		1					KW00G363G05		
111	R15 204 661	Panel assy BL		1						KW00G358G04		
112	R15 205 661	Panel assy BL	BS		1					KW00G358G05		
113	R15 206 661	Panel assy BL 2		1						KW00G359G06		
114	R15 207 661	Panel assy BL 2	BS		1					KW00G359G07		
115	R15 208 661	Panel assy FT		1						KC00U802G01		
116	R15 209 661	Panel assy FT	BS		1					KC00U802G02		
117	R15 210 661	Panel assy BT		1						KC00U798G01		
118	R15 211 661	Panel assy BT	BS		1					KC00U798G02		
119	R15 212 661	Panel assy FL		1						KW00G680G01		
120	R15 213 661	Panel assy FL	BS		1					KW00G680G02		
121	R15 214 661	Panel assy F		2						KW00G679G03		
122	R15 215 661	Panel assy F	BS		2					KW00G679G04		
123	R15 216 661	Panel assy FR		1						KW00G681G01		
124	R15 217 661	Panel assy FR	BS		1					KW00G681G02		
125	R15 228 661	Panel assy SL		1						KW00D177G01		
126	R15 229 661	Panel assy SL	BS		1					KW00D177G02		
127	R15 230 661	Panel assy SR		1						KW00D176G01		
128	R15 231 661	Panel assy SR	BS		1					KW00D176G02		
129	R15 222 661	Panel UL		2						KC00U984G01		
130	R15 223 661	Panel UL	BS		2					KC00U984G02		
131	R15 224 661	Panel UR		2						KC00U985G01		
132	R15 225 661	Panel UR	BS		2					KC00U985G02		
133	R15 226 661	Base panel	CNT1	1	1					KC02U341G01		
134	R15 227 661	Base panel	CNT2	1	1					KC02U364G02		
135	R15 035 626	Pillar		4						KW02C132G05		
136	R15 036 626	Pillar	BS		4					KW02C132G06		
137	R15 037 626	Pillar MF		2						KC02J793G03		
138	R15 038 626	Pillar MF	BS		2					KC02J793G04		
139	R15 021 215	Frame MS 1		1						KW00G821G03		
140	R15 022 215	Frame MS 1	BS		1					KW00G821G04		
141	R15 029 215	Frame MS 2		1						KW00G822G03		
142	R15 030 215	Frame MS 2	BS		1					KW00G822G04		
143	R15 031 215	Frame MS 3		1						KW00G864G05		
144	R15 032 215	Frame MS 3	BS		1					KW00G864G06		
145	R15 033 215	Frame MS 4		1						KW00G865G03		

No.	Part No.	Part Name	Spec.	EACV-M1800YCL	EAHV-M1800YCL-BS					Dwg. No.	Notes for the models	Revision info.
146	R15 034 215	Frame MS 4	BS		1					KW00G865G04		
147	R15 039 626	Pillar ML 3								KW02B021G05		
148	R15 040 626	Pillar ML 3	BS							KW02B021G06		
149	R15 041 626	Pillar L		3						KW02B019G05		
150	R15 042 626	Pillar L	BS		3					KW02B019G06		
151	R15 043 626	Pillar MR 3								KW02B021G07		
152	R15 044 626	Pillar MR 3	BS							KW02B021G08		
153	R15 045 626	Pillar R		3						KW02B019G07		
154	R15 046 626	Pillar R	BS		3					KW02B019G08		
155	R15 047 626	Pillar MR		1						KW00G855G01		
156	R15 048 626	Pillar MR	BS		1					KW00G855G02		
157	R15 012 318	Frame FB		2						KW02G476G02		
158	R15 013 318	Frame FB	BS		2					KW02G476G03		
159	R15 049 626	Pillar ML		1						KW00G513G05		
160	R15 034 626	Pillar ML	BS		1					KW00G513G06		
161	R15 009 383	Stopper assy		4						KC00U920G05		
162	R15 010 383	Stopper assy	BS		4					KC00U920G06		
163	R15 011 383	Stopper assy 2								KW00D146G03		
164	R15 012 383	Stopper assy 2	BS							KW00D146G04		
165	R15 013 383	Stopper assy 3								KW00D147G03		
166	R15 014 383	Stopper assy 3	BS							KW00D147G04		
167	R15 010 318	Thermistor base assy		1						KC00U863G03		
168	R15 011 318	Thermistor base assy	BS		1					KC00U863G04		
169	R15 015 215	Fan frame R		2						KC02J824G03		
170	R15 016 215	Fan frame R	BS		2					KC02J824G04		
171	R15 017 215	Fan frame L		2						KC02J825G03		
172	R15 018 215	Fan frame L	BS		2					KC02J825G04		
173	R15 019 215	Frame TF		2						KW00G507G04		
174	R15 020 215	Frame TF	BS		2					KW00G507G05		
175	R18 001 118	Bell mouth support		8						KC00S660G03		
176	R18 002 118	Bell mouth support	BS		8					KC00S660G02		
177	R61 004 119	Bell mouth		4	4					KB25A368G01		
178	R61 009 669	Plate fan guard		16	16					KD02D205H02		
179	R11 003 009	Fan guard		4	4					KB25V019G01		
180	R15 016 941	Motor	10P 920W 400V	4	4					KC61J833G02		
181	R61 047 114	Fan		4	4					KB25A993H02		
182	R63 4H6 122	Box nut	M12 CH	4	4					P552000X01		
183	R15 007 318	Base fan		8						KW02C337H01		
184	R15 008 318	Base fan	BS		8					KW02C337G02		
185	R63 014 087	Upset screw	M6 x 10	16	16					P516047X01		
186	R63 006 087	WFT screw	5 x 12 ( 30 pieces )	1	1					KB00H418G01		
187	R61 A45 010	Maintenance coating		1	1					W872894G01	Not included in the shipment	



No.	Part No.	Part Name	Spec.	EACV-M1500YCL-N	EACV-M1800YCL-NBS	EACV-M1800YCL-N	EACV-M1800YCL-NBS	EACV-M1500YCL-N	EACV-M1800YCL-NBS	Dwg. No.	Notes for the models	Revision info.
201	R15 192 661	Panel assy MF		1		1		1		KC00J839G01		
202	R15 193 661	Panel assy MF	BS		1		1		1	KC00J839G02		
203	R15 194 661	Panel assy SRL 1		1		1		1		KW00G747G03		
204	R15 195 661	Panel assy SRL 1	BS		1		1		1	KW00G747G04		
205	R15 196 661	Panel assy SM		2		2		2		KW00G749G03		
206	R15 197 661	Panel assy SM	BS		2		2		2	KW00G749G04		
207	R15 198 661	Panel assy SRL 2		1		1		1		KW00G748G03		
208	R15 199 661	Panel assy SRL 2	BS		1		1		1	KW00G748G04		
209	R15 186 661	Panel assy SR H		1		1		1		KW00G826G01		
210	R15 187 661	Panel assy SR H	BS		1		1		1	KW00G826G02		
211	R15 188 661	Panel assy SL H		1		1		1		KW00G827G01		
212	R15 189 661	Panel assy SL H	BS		1		1		1	KW00G827G02		
213	R15 190 661	Panel assy B H		1		1		1		KW00G828G01		
214	R15 191 661	Panel assy B H	BS		1		1		1	KW00G828G02		
215	R15 208 661	Panel assy FT		1		1		1		KC00U802G01		
216	R15 209 661	Panel assy FT	BS		1		1		1	KC00U802G02		
217	R15 210 661	Panel assy BT		1		1		1		KC00U798G01		
218	R15 211 661	Panel assy BT	BS		1		1		1	KC00U798G02		
219	R15 212 661	Panel assy FL		2		2		1		KW00G680G01		
220	R15 213 661	Panel assy FL	BS		2		2		1	KW00G680G02		
221	R15 214 661	Panel assy F		2		2		2		KW00G679G03		
222	R15 215 661	Panel assy F	BS		2		2		2	KW00G679G04		
223	R15 216 661	Panel assy FR		2		2		1		KW00G681G01		
224	R15 217 661	Panel assy FR	BS		2		2		1	KW00G681G02		
225	R15 228 661	Panel assy SL		2		2		1		KW00D177G01		
226	R15 229 661	Panel assy SL	BS		2		2		1	KW00D177G02		
227	R15 230 661	Panel assy SR						1		KW00D176G01		
228	R15 231 661	Panel assy SR	BS						1	KW00D176G02		
229	R15 222 661	Panel UL		2		2		2		KC00U984G01		
230	R15 223 661	Panel UL	BS		2		2		2	KC00U984G02		
231	R15 224 661	Panel UR		2		2		2		KC00U985G01		
232	R15 225 661	Panel UR	BS		2		2		2	KC00U985G02		
233	R15 226 661	Base panel	CNT1	1	1	1	1	1	1	KC02U341G01		
234	R15 227 661	Base panel	CNT2	1	1	1	1	1	1	KC02U364G02		
235	R15 035 626	Pillar		4		4		4		KW02C132G05		
236	R15 036 626	Pillar	BS		4		4		4	KW02C132G06		
237	R15 037 626	Pillar MF		2		2		2		KC02J793G03		
238	R15 038 626	Pillar MF	BS		2		2		2	KC02J793G04		
239	R15 021 215	Frame MS 1		1		1		1		KW00G821G03		
240	R15 022 215	Frame MS 1	BS		1		1		1	KW00G821G04		
241	R15 029 215	Frame MS 2		1		1		1		KW00G822G03		
242	R15 030 215	Frame MS 2	BS		1		1		1	KW00G822G04		
243	R15 031 215	Frame MS 3		1		1		1		KW00G864G05		
244	R15 032 215	Frame MS 3	BS		1		1		1	KW00G864G06		
245	R15 033 215	Frame MS 4		1		1		1		KW00G865G03		



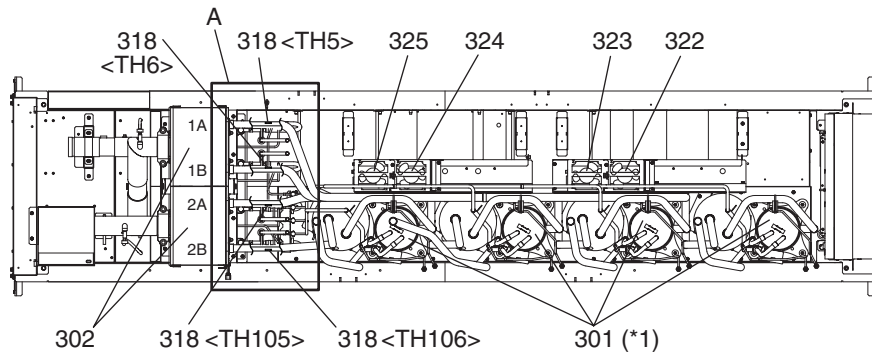
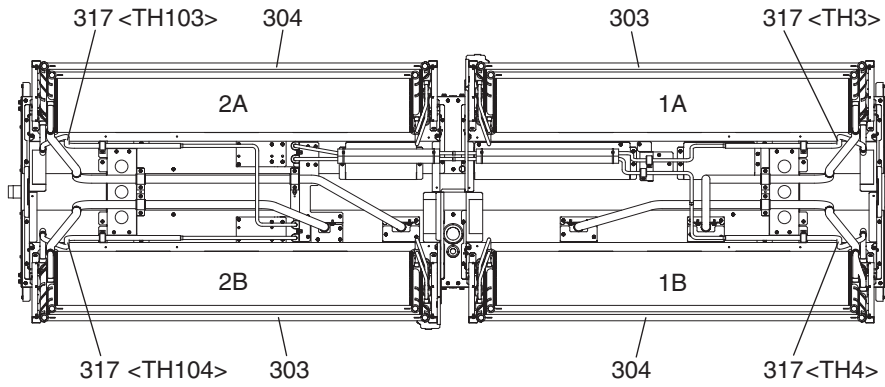
No.	Part No.	Part Name	Spec.	EACV-M1500YCL-N	EACV-M1800YCL-NBS	EACV-M1800YCL-N	EACV-M1800YCL-NBS	EAHV-M1500YCL-N	EAHV-M1800YCL-NBS	Dwg. No.	Notes for the models	Revision info.
246	R15 034 215	Frame MS 4	BS		1		1		1	KW00G865G04		
247	R15 039 626	Pillar ML 3		4		4				KW02B021G05		
248	R15 040 626	Pillar ML 3	BS			4				KW02B021G06		
249	R15 041 626	Pillar L							3	KW02B019G05		
250	R15 042 626	Pillar L	BS						3	KW02B019G06		
251	R15 043 626	Pillar MR 3		4		4				KW02B021G07		
252	R15 044 626	Pillar MR 3	BS			4				KW02B021G08		
253	R15 045 626	Pillar R							3	KW02B019G07		
254	R15 046 626	Pillar R	BS						3	KW02B019G08		
255	R15 047 626	Pillar MR							1	KW00G855G01		
256	R15 048 626	Pillar MR	BS						1	KW00G855G02		
257	R15 012 318	Frame FB		2		2			2	KW02G476G02		
258	R15 013 318	Frame FB	BS			2			2	KW02G476G03		
259	R15 049 626	Pillar ML							1	KW00G513G05		
260	R15 034 626	Pillar ML	BS						1	KW00G513G06		
261	R15 009 383	Stopper assy							4	KC00U920G05		
262	R15 010 383	Stopper assy	BS						4	KC00U920G06		
263	R15 011 383	Stopper assy 2		2		2				KW00D146G03		
264	R15 012 383	Stopper assy 2	BS			2				KW00D146G04		
265	R15 013 383	Stopper assy 3		2		2				KW00D147G03		
266	R15 014 383	Stopper assy 3	BS			2				KW00D147G04		
267	R15 010 318	Thermistor base assy		1		1			1	KC00U863G03		
268	R15 011 318	Thermistor base assy	BS			1			1	KC00U863G04		
269	R15 015 215	Fan frame R		2		2			2	KC02J824G03		
270	R15 016 215	Fan frame R	BS			2			2	KC02J824G04		
271	R15 017 215	Fan frame L		2		2			2	KC02J825G03		
272	R15 018 215	Fan frame L	BS			2			2	KC02J825G04		
273	R15 019 215	Frame TF		2		2			2	KW00G507G04		
274	R15 020 215	Frame TF	BS			2			2	KW00G507G05		
275	R18 001 118	Bell mouth support		8		8			8	KC00S660G03		
276	R18 002 118	Bell mouth support	BS			8			8	KC00S660G02		
277	R61 004 119	Bell mouth		4	4	4	4	4	4	KB25A368G01		
278	R61 009 669	Plate fan guard		16	16	16	16	16	16	KD02D205H02		
279	R11 003 009	Fan guard		4	4	4	4	4	4	KB25V019G01		
280	R15 016 941	Motor	10P 920W 400V	4	4	4	4	4	4	KC61J833G02		
281	R61 047 114	Fan		4	4	4	4	4	4	KB25A993H02		
282	R63 4H6 122	Box nut	M12 CH	4	4	4	4	4	4	P552000X01		
283	R15 007 318	Base fan		8		8			8	KW02C337H01		
284	R15 008 318	Base fan	BS			8			8	KW02C337G02		
285	R63 014 087	Upset screw	M6 x 10	16	16	16	16	16	16	P516047X01		
286	R63 006 087	WFT screw	5 x 12 ( 30 pieces )	1	1	1	1	1	1	KB00H418G01		
287	R61 A45 010	Maintenance coating		1	1	1	1	1	1	W872894G01	Not included in the shipment	

No.	Part No.	Part Name	Spec.	EACV-M1800YCL-N	EAHV-M1800YCL-NBS					Dwg. No.	Notes for the models	Revision info.
201	R15 192 661	Panel assy MF		1						KC00J839G01		
202	R15 193 661	Panel assy MF	BS	1						KC00J839G02		
203	R15 194 661	Panel assy SRL 1		1						KW00G747G03		
204	R15 195 661	Panel assy SRL 1	BS	1						KW00G747G04		
205	R15 196 661	Panel assy SM		2						KW00G749G03		
206	R15 197 661	Panel assy SM	BS	2						KW00G749G04		
207	R15 198 661	Panel assy SRL 2		1						KW00G748G03		
208	R15 199 661	Panel assy SRL 2	BS	1						KW00G748G04		
209	R15 186 661	Panel assy SR H		1						KW00G826G01		
210	R15 187 661	Panel assy SR H	BS	1						KW00G826G02		
211	R15 188 661	Panel assy SL H		1						KW00G827G01		
212	R15 189 661	Panel assy SL H	BS	1						KW00G827G02		
213	R15 190 661	Panel assy B H		1						KW00G828G01		
214	R15 191 661	Panel assy B H	BS	1						KW00G828G02		
215	R15 208 661	Panel assy FT		1						KC00U802G01		
216	R15 209 661	Panel assy FT	BS	1						KC00U802G02		
217	R15 210 661	Panel assy BT		1						KC00U798G01		
218	R15 211 661	Panel assy BT	BS	1						KC00U798G02		
219	R15 212 661	Panel assy FL		1						KW00G680G01		
220	R15 213 661	Panel assy FL	BS	1						KW00G680G02		
221	R15 214 661	Panel assy F		2						KW00G679G03		
222	R15 215 661	Panel assy F	BS	2						KW00G679G04		
223	R15 216 661	Panel assy FR		1						KW00G681G01		
224	R15 217 661	Panel assy FR	BS	1						KW00G681G02		
225	R15 228 661	Panel assy SL		1						KW00D177G01		
226	R15 229 661	Panel assy SL	BS	1						KW00D177G02		
227	R15 230 661	Panel assy SR		1						KW00D176G01		
228	R15 231 661	Panel assy SR	BS	1						KW00D176G02		
229	R15 222 661	Panel UL		2						KC00U984G01		
230	R15 223 661	Panel UL	BS	2						KC00U984G02		
231	R15 224 661	Panel UR		2						KC00U985G01		
232	R15 225 661	Panel UR	BS	2						KC00U985G02		
233	R15 226 661	Base panel	CNT1	1	1					KC02U341G01		
234	R15 227 661	Base panel	CNT2	1	1					KC02U364G02		
235	R15 035 626	Pillar		4						KW02C132G05		
236	R15 036 626	Pillar	BS	4						KW02C132G06		
237	R15 037 626	Pillar MF		2						KC02J793G03		
238	R15 038 626	Pillar MF	BS	2						KC02J793G04		
239	R15 021 215	Frame MS 1		1						KW00G821G03		
240	R15 022 215	Frame MS 1	BS	1						KW00G821G04		
241	R15 029 215	Frame MS 2		1						KW00G822G03		
242	R15 030 215	Frame MS 2	BS	1						KW00G822G04		
243	R15 031 215	Frame MS 3		1						KW00G864G05		
244	R15 032 215	Frame MS 3	BS	1						KW00G864G06		
245	R15 033 215	Frame MS 4		1						KW00G865G03		

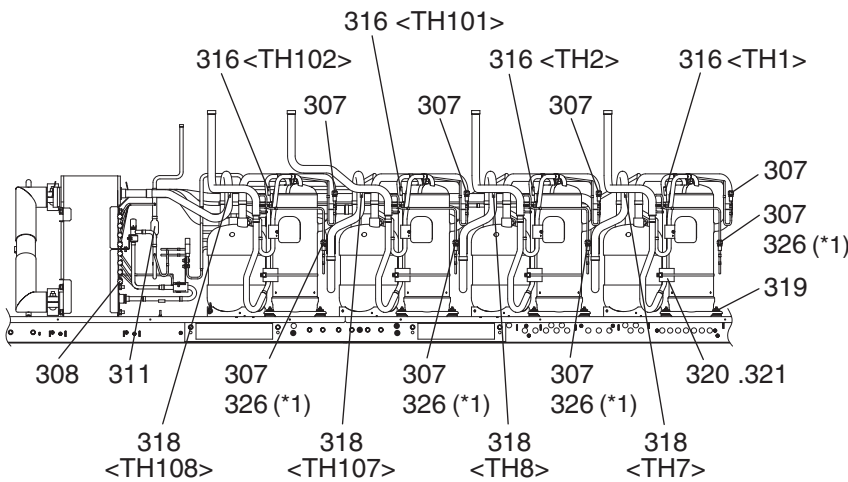
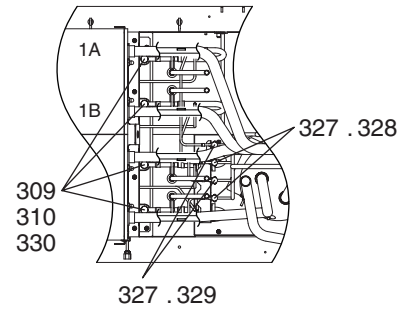
No.	Part No.	Part Name	Spec.	EACV-M1800YCL-N	EACV-M1800YCL-BS					Dwg. No.	Notes for the models	Revision info.
246	R15 034 215	Frame MS 4	BS		1					KW00G865G04		
247	R15 039 626	Pillar ML 3								KW02B021G05		
248	R15 040 626	Pillar ML 3	BS							KW02B021G06		
249	R15 041 626	Pillar L		3						KW02B019G05		
250	R15 042 626	Pillar L	BS		3					KW02B019G06		
251	R15 043 626	Pillar MR 3								KW02B021G07		
252	R15 044 626	Pillar MR 3	BS							KW02B021G08		
253	R15 045 626	Pillar R		3						KW02B019G07		
254	R15 046 626	Pillar R	BS		3					KW02B019G08		
255	R15 047 626	Pillar MR		1						KW00G855G01		
256	R15 048 626	Pillar MR	BS		1					KW00G855G02		
257	R15 012 318	Frame FB		2						KW02G476G02		
258	R15 013 318	Frame FB	BS		2					KW02G476G03		
259	R15 049 626	Pillar ML		1						KW00G513G05		
260	R15 034 626	Pillar ML	BS		1					KW00G513G06		
261	R15 009 383	Stopper assy		4						KC00U920G05		
262	R15 010 383	Stopper assy	BS		4					KC00U920G06		
263	R15 011 383	Stopper assy 2								KW00D146G03		
264	R15 012 383	Stopper assy 2	BS							KW00D146G04		
265	R15 013 383	Stopper assy 3								KW00D147G03		
266	R15 014 383	Stopper assy 3	BS							KW00D147G04		
267	R15 010 318	Thermistor base assy		1						KC00U863G03		
268	R15 011 318	Thermistor base assy	BS		1					KC00U863G04		
269	R15 015 215	Fan frame R		2						KC02J824G03		
270	R15 016 215	Fan frame R	BS		2					KC02J824G04		
271	R15 017 215	Fan frame L		2						KC02J825G03		
272	R15 018 215	Fan frame L	BS		2					KC02J825G04		
273	R15 019 215	Frame TF		2						KW00G507G04		
274	R15 020 215	Frame TF	BS		2					KW00G507G05		
275	R18 001 118	Bell mouth support		8						KC00S660G03		
276	R18 002 118	Bell mouth support	BS		8					KC00S660G02		
277	R61 004 119	Bell mouth		4	4					KB25A368G01		
278	R61 009 669	Plate fan guard		16	16					KD02D205H02		
279	R11 003 009	Fan guard		4	4					KB25V019G01		
280	R15 016 941	Motor	10P 920W 400V	4	4					KC61J833G02		
281	R61 047 114	Fan		4	4					KB25A993H02		
282	R63 4H6 122	Box nut	M12 CH	4	4					P552000X01		
283	R15 007 318	Base fan		8						KW02C337H01		
284	R15 008 318	Base fan	BS		8					KW02C337G02		
285	R63 014 087	Upset screw	M6 x 10	16	16					P516047X01		
286	R63 006 087	WFT screw	5 x 12 ( 30 pieces )	1	1					KB00H418G01		
287	R61 A45 010	Maintenance coating		1	1					W872894G01	Not included in the shipment	

EACV-M1500YCL(-N)(-BS)  
EACV-M1800YCL(-N)(-BS)

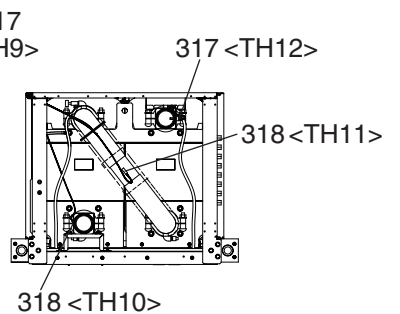
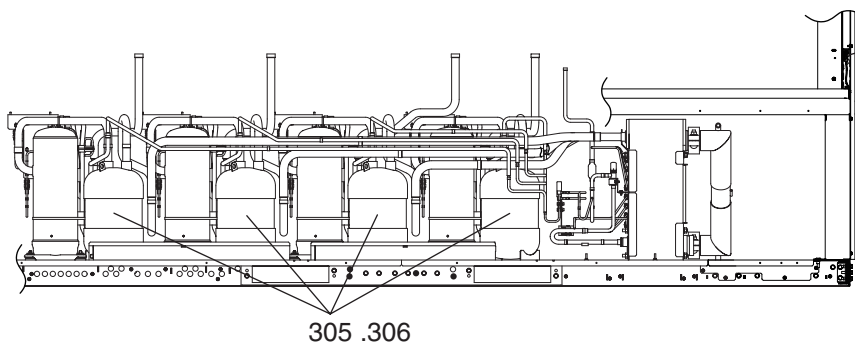
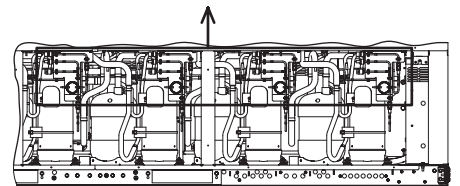
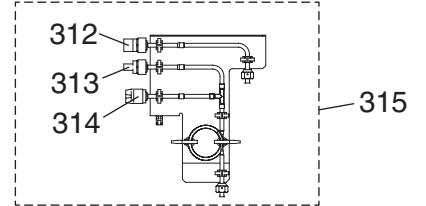
FUNCTIONAL PARTS (1)



Detailed view of section A



Detailed view of Sensor assy



\*1 When replacing part 301 (Compressor), also replace part 326 (Pipe check joint).

No.	Part No.	Part Name	Spec.	EACV-M1500YCL	EACV-M1500YCL-BS	EACV-M1800YCL	EACV-M1800YCL-BS	EACV-M1500YCL-N	EACV-M1800YCL-NBS	Dwg. No.	Notes for the models	Revision info.
301	R15 013 478	Compressor	HVK94FA-YEN	4	4	4	4	4	4	EP10218B03	*1	
302	R15 034 105	Water side HEX assy		2	2	2	2	2	2	KW00G911G01		
303	R15 035 105	Heat exchanger	1A,2B	2	2	2	2	2	2	KW00G011G02		
304	R15 036 105	Heat exchanger	1B,2A	2	2	2	2	2	2	KW00G012G02		
305	R15 025 110	Accumulator	40-60HP	4		4		4		KC00J795G15		
306	R15 026 110	Accumulator	40-60HP BS		4		4		4	KC00J795G16		
307	R15 002 904	Check joint S		8	8	8	8	8	8	P666014X01		
308	R63 S84 413	Check joint		8	8	8	8	8	8	P666002X01		
309	R63 045 401	Linear expansion valve		4	4	4	4	4	4	P632540X01		
310	R15 006 920	Linear expansion valve coil		4	4	4	4	4	4	P472104X02		
311	R15 001 454	Strainer		4	4	4	4	4	4	W882827G02		
312	R15 015 936	Low pressure sensor		4	4	4	4	4	4	KC78P281G02		
313	R15 016 936	High pressure sensor		4	4	4	4	4	4	P418181X01		
314	R15 006 935	Pressure switch		4	4	4	4	4	4	P426337X02		
315	R15 017 936	Sensor assy		4	4	4	4	4	4	KW80G913G02		
316	R63 911 202	Thermistor		4	4	4	4	4	4	P425416X02	<TH1,2,101,102>	
317	R15 002 200	Thermistor		6	6	6	6	6	6	P418177X01	<TH3,4,9,12,103,104>	
318	R61 280 200	Thermistor		10	10	10	10	10	10	P418144X01	<TH5 ~ 8,10,11,105 ~ 108>	
319	R63 852 860	Rubber mount		16	16	16	16	16	16	W897574H01		
320	R15 003 273	Rubber spacer		4	4	4	4	4	4	KC34U891H01		
321	R15 001 843	Band assy		14	14	14	14	14	14	KC00S007G01		
322	R15 012 941	Fan motor 1		1	1	1	1	1	1	KC78U983G01		
323	R15 013 941	Fan motor 2		1	1	1	1	1	1	KC78U983G02		
324	R15 014 941	Fan motor 3		1	1	1	1	1	1	KC78U983G03		
325	R15 015 941	Fan motor 4		1	1	1	1	1	1	KC78U983G04		
326	R15 004 904	Pipe check joint		4	4	4	4	4	4	KW00D174G01	*1	
327	R15 010 920	Linear expansion valve		4	4	4	4	4	4	P631348X01	For injection	
328	R61 120 401	Linear expansion valve coil	CAM L2500 BLACK	2	2	2	2	2	2	P472131X01	INJ1A,INJ2A	
329	R61 131 401	Linear expansion valve coil	CAM L2500 GREEN	2	2	2	2	2	2	P472114X01	INJ1B,INJ2B	
330	R15 016 675	LEV pipe assy		4	4	4	4	4	4	KW00D208G01		

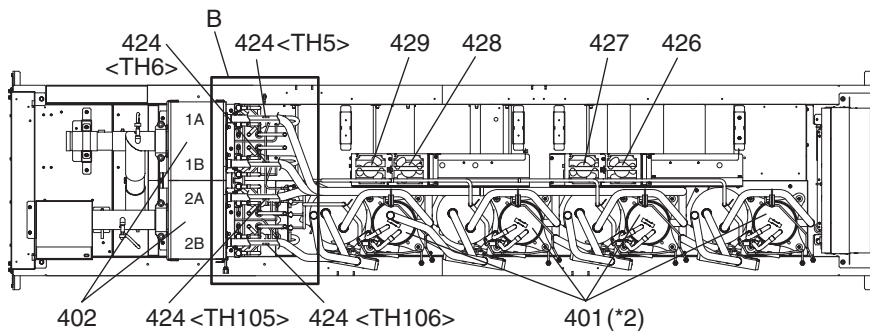
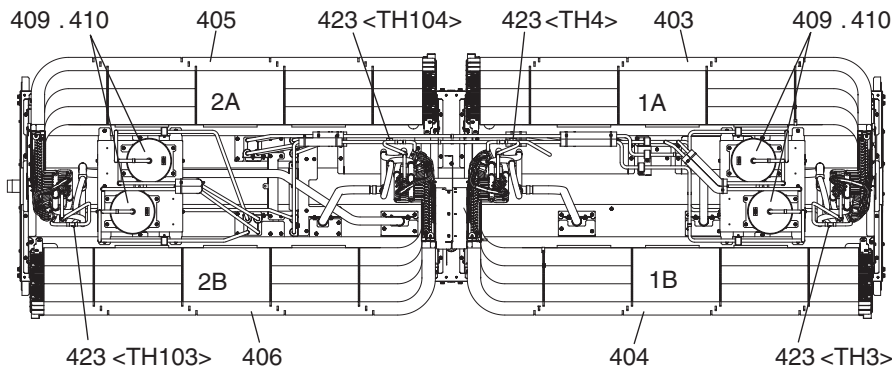
**EACV-M1500YCL(-N)(-BS)  
EACV-M1800YCL(-N)(-BS)**

**FUNCTIONAL PARTS (1)**

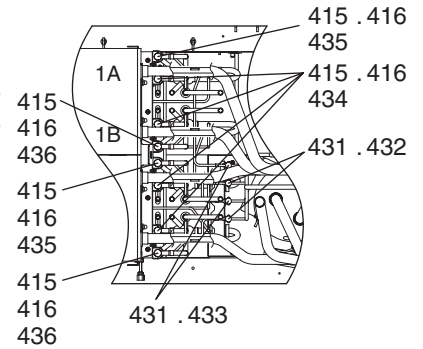
No.	Part No.	Part Name	Spec.	EACV-M1800YCL-N	EACV-M1500YCL-BS						Dwg. No.	Notes for the models	Revision info.
301	R15 013 478	Compressor	HVK94FA-YEN	4	4						EP10218B03	*1	
302	R15 034 105	Water side HEX assy		2	2						KW00G911G01		
303	R15 035 105	Heat exchanger	1A,2B	2	2						KW00G011G02		
304	R15 036 105	Heat exchanger	1B,2A	2	2						KW00G012G02		
305	R15 025 110	Accumulator	40-60HP	4							KC00J795G15		
306	R15 026 110	Accumulator	40-60HP BS		4						KC00J795G16		
307	R15 002 904	Check joint S		8	8						P666014X01		
308	R63 S84 413	Check joint		8	8						P666002X01		
309	R63 045 401	Linear expansion valve		4	4						P632540X01		
310	R15 006 920	Linear expansion valve coil		4	4						P472104X02		
311	R15 001 454	Strainer		4	4						W882827G02		
312	R15 015 936	Low pressure sensor		4	4						KC78P281G02		
313	R15 016 936	High pressure sensor		4	4						P418181X01		
314	R15 006 935	Pressure switch		4	4						P426337X02		
315	R15 017 936	Sensor assy		4	4						KW80G913G02		
316	R63 911 202	Thermistor		4	4						P425416X02	<TH1,2,101,102>	
317	R15 002 200	Thermistor		6	6						P418177X01	<TH3,4,9,12,103,104>	
318	R61 280 200	Thermistor		10	10						P418144X01	<TH5 ~ 8,10,11,105 ~ 108>	
319	R63 852 860	Rubber mount		16	16						W897574H01		
320	R15 003 273	Rubber spacer		4	4						KC34U891H01		
321	R15 001 843	Band assy		14	14						KC00S007G01		
322	R15 012 941	Fan motor 1		1	1						KC78U983G01		
323	R15 013 941	Fan motor 2		1	1						KC78U983G02		
324	R15 014 941	Fan motor 3		1	1						KC78U983G03		
325	R15 015 941	Fan motor 4		1	1						KC78U983G04		
326	R15 004 904	Pipe check joint		4	4						KW00D174G01	*1	
327	R15 010 920	Linear expansion valve		4	4						P631348X01	For injection	
328	R61 120 401	Linear expansion valve coil	CAM L2500 BLACK	2	2						P472131X01	INJ1A,INJ2A	
329	R61 131 401	Linear expansion valve coil	CAM L2500 GREEN	2	2						P472114X01	INJ1B,INJ2B	
330	R15 016 675	LEV pipe assy		4	4						KW00D208G01		

EAHV-M1500YCL(-N)(-BS)  
EAHV-M1800YCL(-N)(-BS)

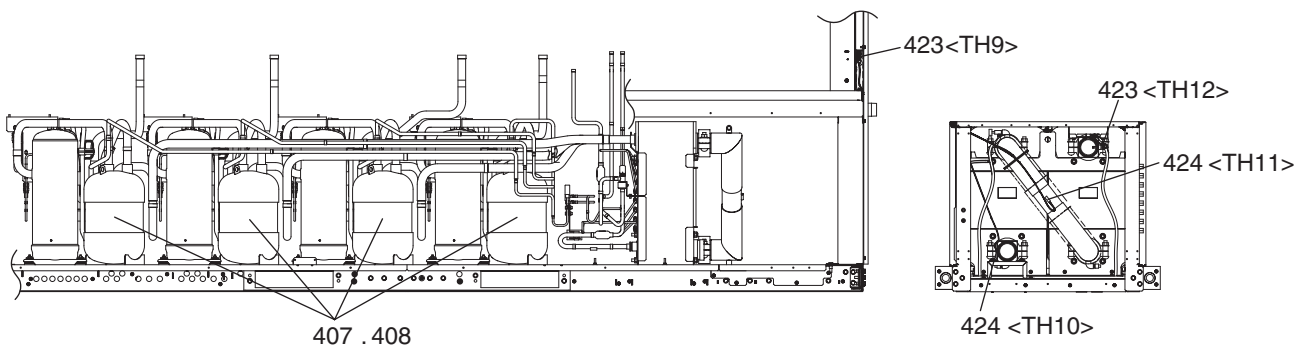
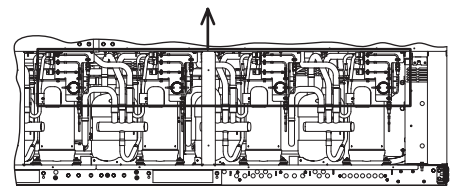
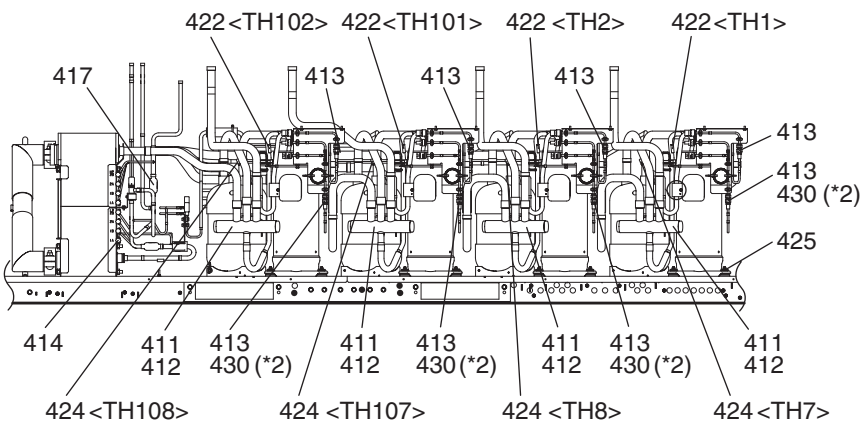
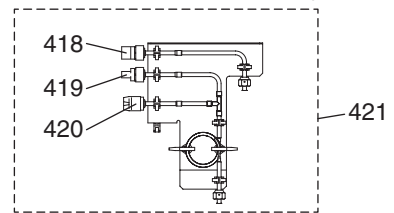
FUNCTIONAL PARTS (2)



Detailed view of section B



Detailed view of Sensor assy

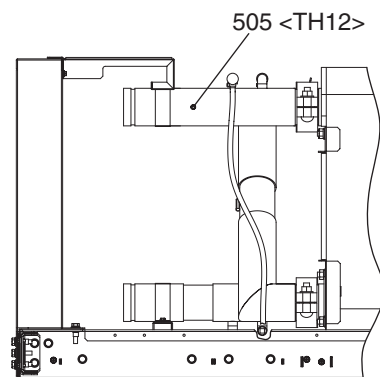
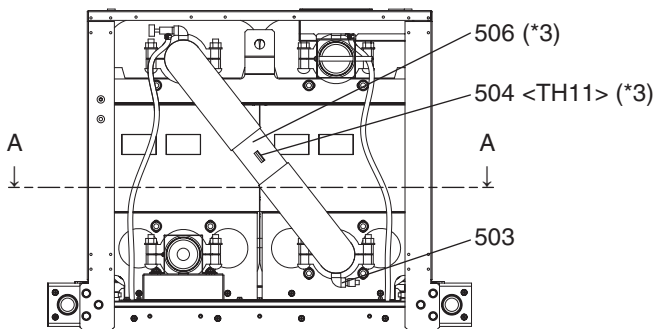
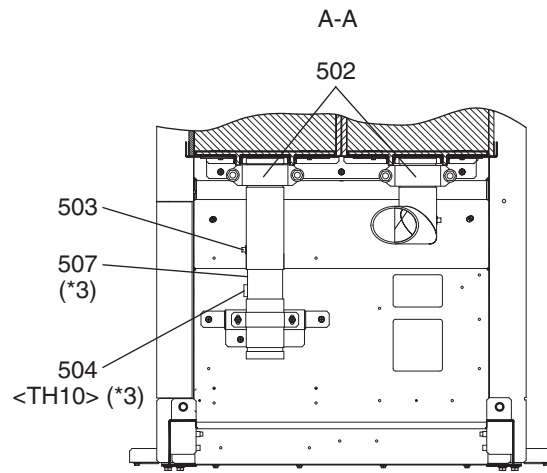
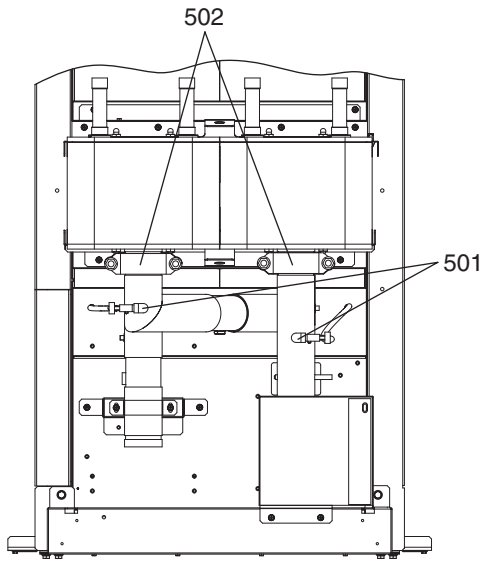


\*2 When replacing part 401 (Compressor), also replace part 430 (Pipe check joint).

No.	Part No.	Part Name	Spec.	EAHV-M1500YCL	EAHV-M1500YCL-BS	EAHV-M1800YCL	EAHV-M1800YCL-BS	EAHV-M1500YCL-N	EAHV-M1800YCL-N-BS	Dwg. No.	Notes for the models	Revision info.
401	R15 013 478	Compressor	HVK94FA-YEN	4	4	4	4	4	4	EP10218B03	*2	
402	R15 034 105	Water side HEX assy		2	2	2	2	2	2	KW00G911G01		
403	R15 037 105	Heat exchanger	1A	1	1	1	1	1	1	KW00G779G02		
404	R15 038 105	Heat exchanger	1B	1	1	1	1	1	1	KW00G780G01		
405	R15 039 105	Heat exchanger	2A	1	1	1	1	1	1	KW00G781G02		
406	R15 040 105	Heat exchanger	2B	1	1	1	1	1	1	KW00G782G01		
407	R15 025 110	Accumulator	40-60HP	4		4		4		KC00J795G15		
408	R15 026 110	Accumulator	40-60HP BS		4		4		4	KC00J795G16		
409	R15 027 110	Receiver		4		4		4		KC00J780G13		
410	R15 028 110	Receiver	BS		4		4		4	KC00J780G14		
411	R15 007 150	Four way valve		4	4	4	4	4	4	P631347X01		
412	R15 002 920	Four way valve coil		4	4	4	4	4	4	KC50L674H01		
413	R15 002 904	Check joint S		8	8	8	8	8	8	P666014X01		
414	R63 S84 413	Check joint		8	8	8	8	8	8	P666002X01		
415	R63 045 401	Linear expansion valve		8	8	8	8	8	8	P632540X01		
416	R15 006 920	Linear expansion valve coil		8	8	8	8	8	8	P472104X02		
417	R15 001 454	Strainer		8	8	8	8	8	8	W882827G02		
418	R15 015 936	Low pressure sensor		4	4	4	4	4	4	KC78P281G02		
419	R15 016 936	High pressure sensor		4	4	4	4	4	4	P418181X01		
420	R15 006 935	Pressure switch		4	4	4	4	4	4	P426337X02		
421	R15 017 936	Sensor assy		4	4	4	4	4	4	KW80G913G02		
422	R63 911 202	Thermistor		4	4	4	4	4	4	P425416X02	<TH1,2,101,102>	
423	R15 002 200	Thermistor		6	6	6	6	6	6	P418177X01	<TH3,4,9,12,103,104>	
424	R61 280 200	Thermistor		10	10	10	10	10	10	P418144X01	<TH5 ~ 8,10,11,105 ~ 108>	
425	R63 852 860	Rubber mount		16	16	16	16	16	16	W897574H01		
426	R15 012 941	Fan motor 1		1	1	1	1	1	1	KC78U983G01		
427	R15 013 941	Fan motor 2		1	1	1	1	1	1	KC78U983G02		
428	R15 014 941	Fan motor 3		1	1	1	1	1	1	KC78U983G03		
429	R15 015 941	Fan motor 4		1	1	1	1	1	1	KC78U983G04		
430	R15 004 904	Pipe check joint		4	4	4	4	4	4	KW00D174G01	*2	
431	R15 010 920	Linear expansion valve		4	4	4	4	4	4	P631348X01	For injection	
432	R61 120 401	Linear expansion valve coil	CAM L2500 BLACK	2	2	2	2	2	2	P472131X01	INJ1A,INJ2A	
433	R61 131 401	Linear expansion valve coil	CAM L2500 GREEN	2	2	2	2	2	2	P472114X01	INJ1B,INJ2B	
434	R15 013 675	LEV pipe assy		4	4	4	4	4	4	KW00D200G01		
435	R15 014 675	LEV pipe assy		2	2	2	2	2	2	KW00D201G01		
436	R15 015 675	LEV pipe assy		2	2	2	2	2	2	KW00D202G01		



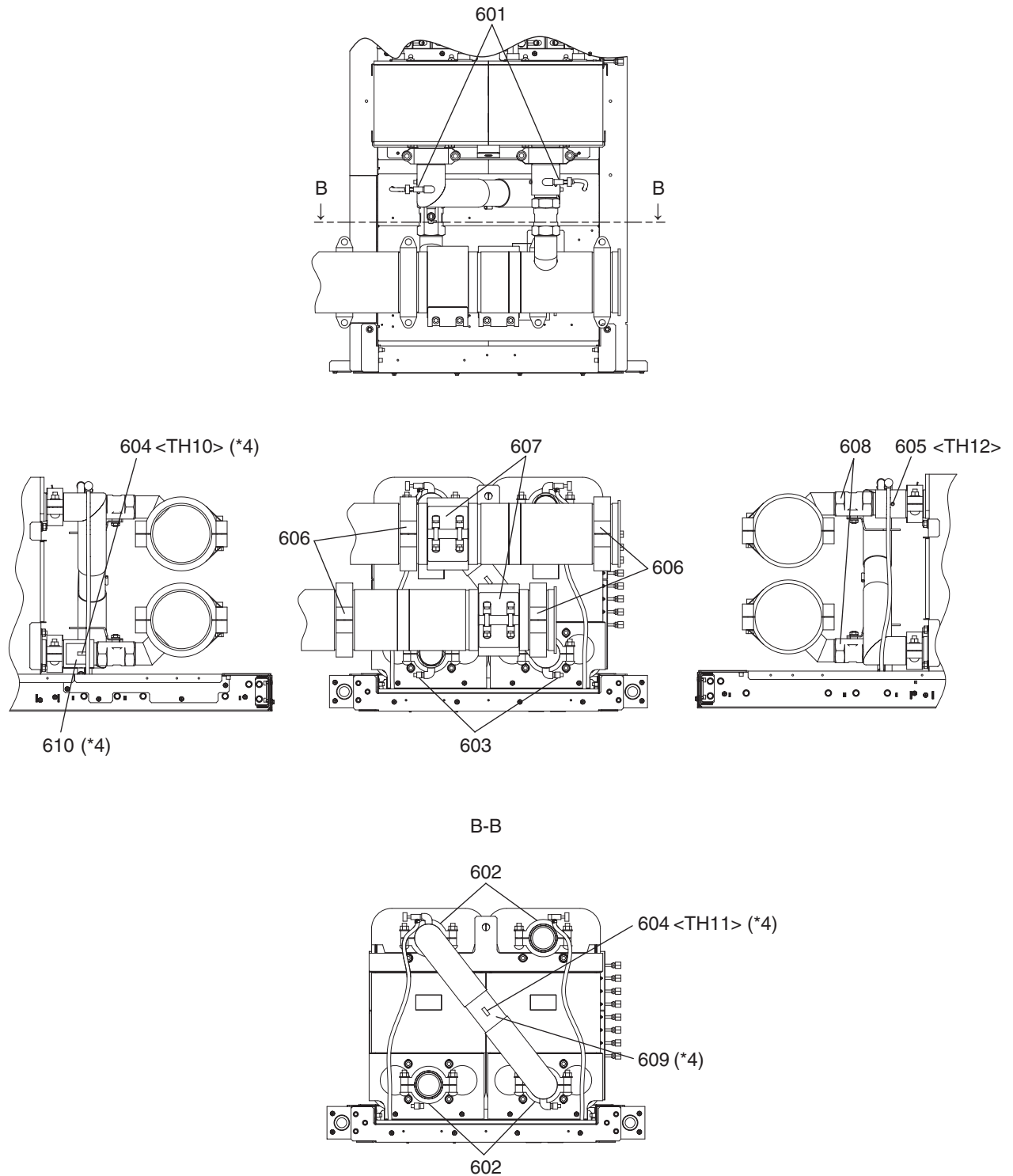
No.	Part No.	Part Name	Spec.	EAHV-M1800YCL-N	EAHV-M1800YCL-BS					Dwg. No.	Notes for the models	Revision info.
401	R15 013 478	Compressor	HVK94FA-YEN	4	4					EP10218B03	*2	
402	R15 034 105	Water side HEX assy		2	2					KW00G911G01		
403	R15 037 105	Heat exchanger	1A	1	1					KW00G779G02		
404	R15 038 105	Heat exchanger	1B	1	1					KW00G780G01		
405	R15 039 105	Heat exchanger	2A	1	1					KW00G781G02		
406	R15 040 105	Heat exchanger	2B	1	1					KW00G782G01		
407	R15 025 110	Accumulator	40-60HP	4						KC00J795G15		
408	R15 026 110	Accumulator	40-60HP BS		4					KC00J795G16		
409	R15 027 110	Receiver		4						KC00J780G13		
410	R15 028 110	Receiver	BS		4					KC00J780G14		
411	R15 007 150	Four way valve		4	4					P631347X01		
412	R15 002 920	Four way valve coil		4	4					KC50L674H01		
413	R15 002 904	Check joint S		8	8					P666014X01		
414	R63 S84 413	Check joint		8	8					P666002X01		
415	R63 045 401	Linear expansion valve		8	8					P632540X01		
416	R15 006 920	Linear expansion valve coil		8	8					P472104X02		
417	R15 001 454	Strainer		8	8					W882827G02		
418	R15 015 936	Low pressure sensor		4	4					KC78P281G02		
419	R15 016 936	High pressure sensor		4	4					P418181X01		
420	R15 006 935	Pressure switch		4	4					P426337X02		
421	R15 017 936	Sensor assy		4	4					KW80G913G02		
422	R63 911 202	Thermistor		4	4					P425416X02	<TH1,2,101,102>	
423	R15 002 200	Thermistor		6	6					P418177X01	<TH3,4,9,12,103,104>	
424	R61 280 200	Thermistor		10	10					P418144X01	<TH5 ~ 8,10,11,105 ~ 108>	
425	R63 852 860	Rubber mount		16	16					W897574H01		
426	R15 012 941	Fan motor 1		1	1					KC78U983G01		
427	R15 013 941	Fan motor 2		1	1					KC78U983G02		
428	R15 014 941	Fan motor 3		1	1					KC78U983G03		
429	R15 015 941	Fan motor 4		1	1					KC78U983G04		
430	R15 004 904	Pipe check joint		4	4					KW00D174G01	*2	
431	R15 010 920	Linear expansion valve		4	4					P631348X01	For injection	
432	R61 120 401	Linear expansion valve coil	CAM L2500 BLACK	2	2					P472131X01	INJ1A,INJ2A	
433	R61 131 401	Linear expansion valve coil	CAM L2500 GREEN	2	2					P472114X01	INJ1B,INJ2B	
434	R15 013 675	LEV pipe assy		4	4					KW00D200G01		
435	R15 014 675	LEV pipe assy		2	2					KW00D201G01		
436	R15 015 675	LEV pipe assy		2	2					KW00D202G01		



\*3 When replacing part 504 (Thermistor <TH10>), also replace part 507 (Insulator).  
When replacing part 504 (Thermistor <TH11>), also replace part 506 (Insulator).

No.	Part No.	Part Name	Spec.	EACV-M1500YCL	EACV-M1800YCL-BS	EACV-M1800YCL	EACV-M1800YCL-BS	EAHV-M1500YCL	EAHV-M1800YCL-BS	Dwg. No.	Notes for the models	Revision info.
501	R15 002 171	Air purge valve		2	2	2	2	2	2	KC11L644H01		
502	R15 007 040	Housing joint	65A	4	4	4	4	4	4	P669007X02		
503	R15 004 468	Plug	1/4	2	2	2	2	2	2	KC11U818H01		
504	R61 280 200	Thermistor	PXM-41E-M105-01Y	2	2	2	2	2	2	P418144X01	<TH10,TH11> *3	
505	R15 002 200	Thermistor	PXM-41E-M105-02Y	1	1	1	1	1	1	P418177X01	<TH12>	
506	R15 002 014	Insulator		1	1	1	1	1	1	KC33U954H02	*3	
507	R15 006 014	Insulator		1	1	1	1	1	1	KC33U954H03	*3	

No.	Part No.	Part Name	Spec.	EAHV-M1800YCL	EAHV-M1800YCL-BS						Dwg. No.	Notes for the models	Revision info.
501	R15 002 171	Air purge valve		2	2						KC11L644H01		
502	R15 007 040	Housing joint	65A	4	4						P669007X02		
503	R15 004 468	Plug	1/4	2	2						KC11U818H01		
504	R61 280 200	Thermistor	PXM-41E-M105-01Y	2	2						P418144X01	<TH10,TH11> *3	
505	R15 002 200	Thermistor	PXM-41E-M105-02Y	1	1						P418177X01	<TH12>	
506	R15 002 014	Insulator		1	1						KC33U954H02	*3	
507	R15 006 014	Insulator		1	1						KC33U954H03	*3	



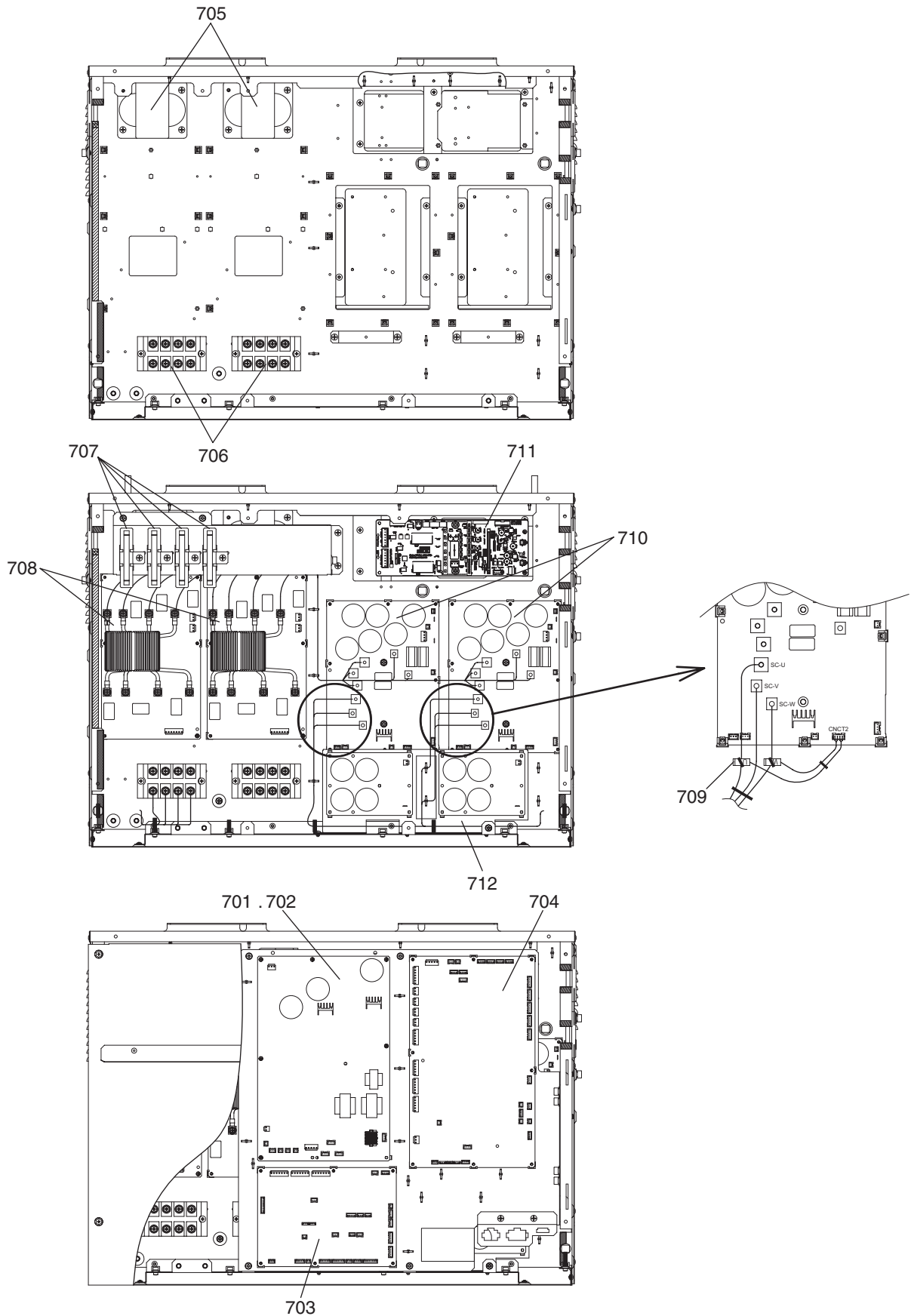
\*4 When replacing part 604 (Thermistor <TH10>), also replace part 610 (Insulator).  
When replacing part 604 (Thermistor <TH11>), also replace part 609 (Insulator).

**EACV-M1500,M1800YCL-N(-BS)  
EAHV-M1500,M1800YCL-N(-BS)**

**WATER PIPE PARTS (2)**

No.	Part No.	Part Name	Spec.	EACV-M1500YCL-N	EACV-M1800YCL-N	EACV-M1500YCL-N(-BS)	EACV-M1800YCL-N(-BS)	EACV-M1500YCL-N(-BS)	EACV-M1800YCL-N(-BS)	Dwg. No.	Notes for the models	Revision info.
601	R15 002 171	Air purge valve		2	2	2	2	2	2	KC11L644H01		
602	R15 007 040	Housing joint	65A	4	4	4	4	4	4	P669007X02		
603	R15 004 468	Plug	1/4	2	2	2	2	2	2	KC11U818H01		
604	R61 280 200	Thermistor	PXM-41E-M105-01Y	2	2	2	2	2	2	P418144X01	<TH10,TH11> *4	
605	R15 002 200	Thermistor	PXM-41E-M105-02Y	1	1	1	1	1	1	P418177X01	<TH12>	
606	R15 008 040	Housing joint	G-0-150A	4	4	4	4	4	4	P669008X01		
607	R15 009 040	Housing joint	GXB-150E	2	2	2	2	2	2	P669009X01		
608	R15 001 171	Ball valve	50A SUS	2	2	2	2	2	2	P636383X01		
609	R15 002 014	Insulator		1	1	1	1	1	1	KC33U954H02	*4	
610	R15 005 014	Insulator		1	1	1	1	1	1	KW33D100H01	*4	

No.	Part No.	Part Name	Spec.	EACV-M1800YCL-N	EAHV-M1800YCL-N(-BS)					Dwg. No.	Notes for the models	Revision info.
601	R15 002 171	Air purge valve		2	2					KC11L644H01		
602	R15 007 040	Housing joint	65A	4	4					P669007X02		
603	R15 004 468	Plug	1/4	2	2					KC11U818H01		
604	R61 280 200	Thermistor	PXM-41E-M105-01Y	2	2					P418144X01	<TH10,TH11> *4	
605	R15 002 200	Thermistor	PXM-41E-M105-02Y	1	1					P418177X01	<TH12>	
606	R15 008 040	Housing joint	G-0-150A	4	4					P669008X01		
607	R15 009 040	Housing joint	GXB-150E	2	2					P669009X01		
608	R15 001 171	Ball valve	50A SUS	2	2					P636383X01		
609	R15 002 014	Insulator		1	1					KC33U954H02	*4	
610	R15 005 014	Insulator		1	1					KW33D100H01	*4	

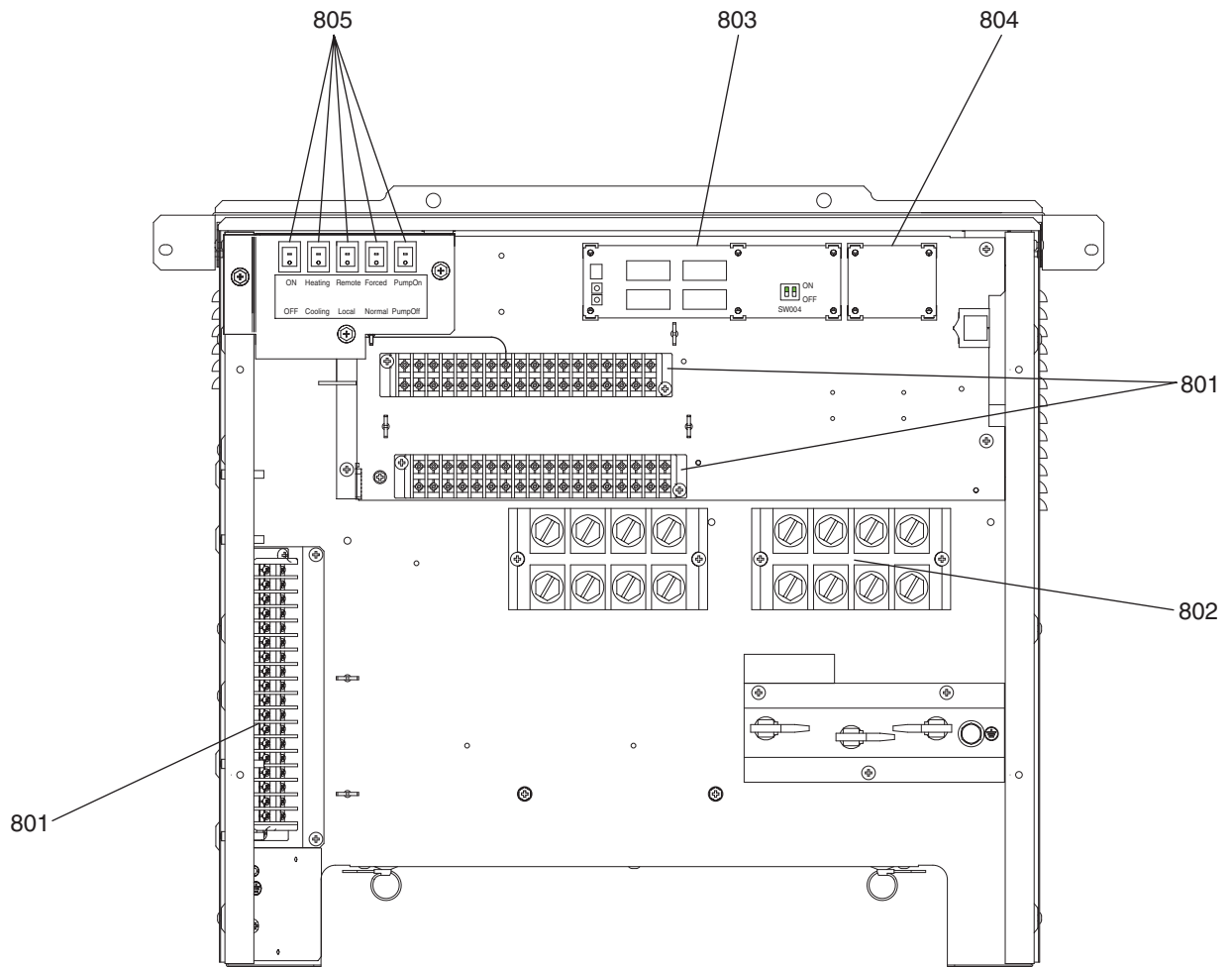




No.	Part No.	Part Name	Spec.							Dwg. No.	Notes for the models	Revision info.
				EACV-M1500YCL	EACV-M1500YCL-BS	EACV-M1800YCL	EACV-M1800YCL-BS	EACV-M1500YCL-N	EACV-M1800YCL-NBS			
701	R15 051 937	Transmission board	PS APPA-150A3 B	1	1	1	1	1	1	KE80G590G08		
702	R15 052 937	Transmission board	PS APPA-150A3 F	1	1	1	1	1	1	KE80G590G09		
703	R15 053 937	Expansion board	IO-CONT	2	2	2	2	2	2	KE80L096G01		
704	R15 054 937	Control board	M12-DB	2	2	2	2	2	2	KE80L095G01		
705	R15 009 966	Reactor	REACTOR 34A 2.2MH	4	4	4	4	4	4	KR65C240H03		
706	R15 009 587	Terminal table.	TB HP-T3013-10-3P	4	4	4	4	4	4	S436005H19		
707	R61 001 234	Resistor	MFS40A220KI	8	8	8	8	8	8	P411151X01		
708	R15 062 937	Noise filter		4	4	4	4	4	4	KE80G598G07		
709	R61 015 287	Current sensor	13KMD	4	4	4	4	4	4	P418087X01		
710	R15 059 937	Inverter board	INV42Y	4	4	4	4	4	4	KE80G592G08		
711	R15 060 937	Fan inverter board	INV/S18	2	2	2	2	2	2	KE80L097G02		
712	R15 061 937	Capacitor board	CAP06Y	4	4	4	4	4	4	KE80G594G06		







No.	Part No.	Part Name	Spec.	EACV-M1500YCL	EACV-M1500YCL-BS	EACV-M1800YCL	EACV-M1800YCL-BS	EACV-M1500YCL-N	EACV-M1800YCL-NBS	Dwg. No.	Notes for the models	Revision info.
801	R12 002 587	Terminal block	HP-T3020-31-18PL0	3	3	3	3	3	3	S436005H16		
802	R11 013 782	Terminal block	HP-T3013-10-4PCL1	1	1	1	1	1	1	S436005H17		
803	R15 047 937	DSP board	CC-DSP	1	1	1	1	1	1	KE80G854G01		
804	R15 048 937	CONV board	CC-CONV	1	1	1	1	1	1	KE80G853G01		
805	R15 001 965	Switch	SWICH J7 GP	5	5	5	5	5	5	P422877X01		

No.	Part No.	Part Name	Spec.	EACV-M1800YCL-N	EACV-M1800YCL-HBS	EAHV-M1500YCL	EAHV-M1800YCL-BS	EAHV-M1800YCL	EAHV-M1800YCL-BS	Dwg. No.	Notes for the models	Revision info.
801	R12 002 587	<b>Terminal block</b>	<b>HP-T3020-31-18PL0</b>	3	3	3	3	3	3	<b>S436005H16</b>		
802	R11 013 782	<b>Terminal block</b>	<b>HP-T3013-10-4PCL1</b>	1	1	1	1	1	1	<b>S436005H17</b>		
803	R15 047 937	<b>DSP board</b>	<b>CC-DSP</b>	1	1	1	1	1	1	<b>KE80G854G01</b>		
804	R15 048 937	<b>CONV board</b>	<b>CC-CONV</b>	1	1	1	1	1	1	<b>KE80G853G01</b>		
805	R15 001 965	<b>Switch</b>	<b>SWICH J7 GP</b>	5	5	5	5	5	5	<b>P422877X01</b>		

No.	Part No.	Part Name	Spec.	EACV-M1500YCL-N	EACV-M1800YCL-NBS	EAHV-M1500YCL-N	EAHV-M1800YCL-NBS	Dwg. No.	Notes for the models	Revision info.
801	R12 002 587	Terminal block	HP-T3020-31-18PL0	3	3	3	3	S436005H16		
802	R11 013 782	Terminal block	HP-T3013-10-4PCL1	1	1	1	1	S436005H17		
803	R15 047 937	DSP board	CC-DSP	1	1	1	1	KE80G854G01		
804	R15 048 937	CONV board	CC-CONV	1	1	1	1	KE80G853G01		
805	R15 001 965	Switch	SWICH J7 GP	5	5	5	5	P422877X01		

**mitsubishi**  
**MITSUBISHI ELECTRIC CORPORATION**

---

BWE020200(20210131)