

Y Series Twin Fan

(12.5-33.5kW)

Mini VRF Heat Pump Outdoor Unit

CITY MULTI

VRF technology and efficiency can now be delivered in both small and large capacities, offering a cost-effective solution to connect up to 30 indoor units to one small, powerful, mini VRF unit.

Delivering VRF efficiency, quality and functionality, with the additional flexibility of being free-standing or wall-hung, this side-blow unit makes the most of even the smallest plant spaces. Ideal for high specification residential and retail spaces in city centres.



Key Features & Benefits:

- Small footprint, long pipe-runs and wall-hanging capability provides flexibility of install.
- Broad compatibility across M Series, Mr Slim* and City Multi indoor units, providing design choice.
- Choice of operation mode: 'Silent mode' for noise sensitive areas or 'demand control', for maximum efficiency.
- Unique fan capability provides 30 Pascals of static pressure as standard, allowing extra sound attenuation or the ability to duct discharge air away from the unit.
- Available in both single and three phase options.**

*Mr Slim units available for use with PUMY-P112 - P200 units only.

**Three Phase only for PUMY-P200-300 units.



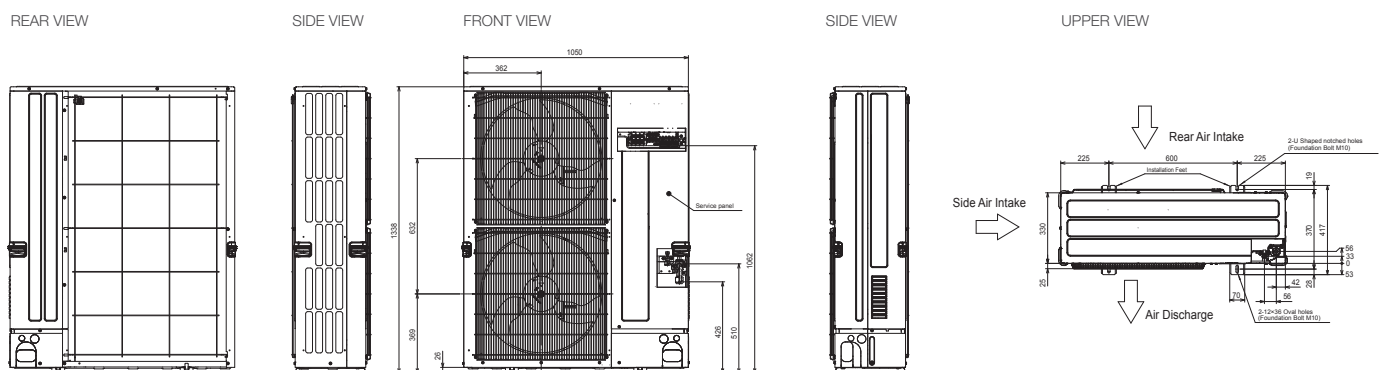


OUTDOOR UNITS		PUMY-P112VKM6	PUMY-P112YKM5 ⁽³⁾	PUMY-P125VKM6	PUMY-P125YKM5 ⁽³⁾	PUMY-P140VKM6	PUMY-P140YKM5 ⁽³⁾	PUMY-P200YKM3 ⁽³⁾	
CAPACITY (kW)	Heating (nominal)	14.0	14.0	16.0	16.0	18.0	18.0	25.0	
	Cooling (nominal)	12.5	12.5	14.0	14.0	15.5	15.5	22.4	
	Heating (UK)	14.0	14.0	16.0	16.0	18.0	18.0	25.0	
	Cooling (UK)	9.8	9.8	11.0	11.0	12.2	12.2	17.6	
POWER INPUT (kW)	Heating (nominal)	3.49	3.49	4.06	4.06	4.63	4.63	5.85	
	Cooling (nominal)	4.34	4.34	5.00	5.00	5.17	5.17	7.18	
	Heating (UK)	4.48	4.48	5.22	5.22	5.95	5.95	7.52	
	Cooling (UK)	2.08	2.08	2.39	2.39	2.47	2.47	3.43	
COP / EER (nominal)		4.01 / 2.88	4.01 / 2.88	3.94 / 2.80	3.94 / 2.80	3.89 / 3.00	3.89 / 3.00	4.27 / 3.12	
SCOP / SEER		-	-	-	-	-	-	-	
MAX NO. OF CONNECTABLE INDOOR UNITS		9	9	10	10	12	12	12	
MAX CONNECTABLE CAPACITY		50-130% OU Capacity	50-130% OU Capacity	50-130% OU Capacity	50-130% OU Capacity	50-130% OU Capacity	50-130% OU Capacity	50-130% OU Capacity	
AIRFLOW (m³/min)		110	110	110	110	110	110	141	
PIPE SIZE mm (in)	Gas	15.88 (5/8")	15.88 (5/8")	15.88 (5/8")	15.88 (5/8")	15.88 (5/8")	15.88 (5/8")	19.05 (3/4")	
	Liquid	9.52 (3/8")	9.52 (3/8")	9.52 (3/8")	9.52 (3/8")	9.52 (3/8")	9.52 (3/8")	9.52 (3/8") ²	
SOUND PRESSURE LEVEL (dBA)		49	49	50	50	51	51	57	
SOUND POWER LEVEL (dBA)		69	69	70	70	71	71	76	
WEIGHT (kg)		123	125	123	125	123	125	141	
DIMENSIONS (mm)	Width	1050	1050	1050	1050	1050	1050	1050	
	Depth	330+40	330+40	330+40	330+40	330+40	330+40	330+40	
	Height	1338	1338	1338	1338	1338	1338	1338	
ELECTRICAL SUPPLY		220-240v, 50Hz	380-415v, 50Hz	220-240v, 50Hz	380-415v, 50Hz	220-240v, 50Hz	380-415v, 50Hz	380-415v, 50Hz	
PHASE		Single	Three	Single	Three	Single	Three	Three	
STARTING CURRENT (A)		14	7	14	7	14	7	7	
NOMINAL SYSTEM RUNNING CURRENT (A)		Heating / Cooling [MAX]	15.41 / 19.16 [29.5]	5.93 / 7.37 [13.0]	17.93 / 22.08 [29.5]	6.52 / 8.02 [13.0]	20.44 / 22.83 [29.5]	7.04 / 7.86 [13.0]	9.08 / 11.15 [19.0]
GUARANTEED OPERATING RANGE (°C)		Heating / Cooling	-20~-15 / -5~-46	-20~-15 / -5~-46	-20~-15 / -5~-46	-20~-15 / -5~-46	-20~-15 / -5~-46	-20~-15 / -5~-46	
FUSE RATING (BS88) - HRC (A)			1 x 32	1 x 16	1 x 32	1 x 16	1 x 32	1 x 20	
MAINS CABLE No. Cores			3	4 + earth	3	4 + earth	3	4 + earth	
CHARGE REFRIGERANT (kg) / CO ₂ EQUIVALENT (T) R410A (GWP 2088)			4.8 / 10.0	4.8 / 10.0	4.8 / 10.0	4.8 / 10.0	4.8 / 10.0	7.3 / 15.2	
MAX ADDITIONAL REFRIGERANT (KG) / CO ₂ EQUIVALENT (T) R410A (GWP 2088)			13.7 / 28.6	13.7 / 28.6	13.7 / 28.6	13.7 / 28.6	13.7 / 28.6	13.5 / 28.2	

³ Three Phase **Notes:** *1 12.7mm (1/2") if furthest length ≥ 60m.

PIPING RESTRICTIONS	PUMY-P112-140VKM6/YKM5	PUMY-P200YKM3
TOTAL PIPING LENGTH	300m max	150m max
FURTHEST PIPING LENGTH	150m max	80m max
FURTHEST PIPING LENGTH AFTER 1st BRANCH	30m max	30m max
BETWEEN INDOOR AND OUTDOOR UNITS - HEIGHT	50m max (40m max if outdoor installed below)	50m max (40m max if outdoor installed below)
BETWEEN INDOOR AND INDOOR UNITS - HEIGHT	15m max	15m max

PUMY-P112/125/140/200VKM5/YKM(5)(3) DIMENSIONS






OUTDOOR UNITS		PUMY-P250YBM2	PUMY-P300YBM2
CAPACITY (kW)	Heating (nominal)	31.5	37.5
	Cooling (nominal)	28.0	33.5
	Heating (UK)	31.5	37.5
	Cooling (UK)	22.1	26.4
POWER INPUT (kW)	Heating (nominal)	7.91	9.69
	Cooling (nominal)	8.21	11.96
	Heating (UK)	9.81	12.02
	Cooling (UK)	4.56	6.65
COP / EER (nominal)		3.98 / 3.41	3.87 / 2.80
SCOP / SEER		-	-
MAX NO. OF CONNECTABLE INDOOR UNITS		30	30
MAX CONNECTABLE CAPACITY		50-130% OU Capacity	50-130% OU Capacity
AIRFLOW (m³/min)		183	183
PIPE SIZE mm (in)	Gas	22.4 (7/8")	25.4(1")
	Liquid	9.52 (3/8")	12.7 (1/2")
SOUND PRESSURE LEVEL (dBA)		55	57
SOUND POWER LEVEL (dBA)		73	75
WEIGHT (kg)		192	192
DIMENSIONS (mm)	Width	1050	1050
	Depth	460+45	460+45
	Height	1662	1662
ELECTRICAL SUPPLY		380-415v, 50Hz	380-415v, 50Hz
PHASE		Three	Three
STARTING CURRENT (A)		7	7
NOMINAL SYSTEM RUNNING CURRENT (A)	Heating / Cooling [MAX]	12.28 / 12.74 [28.4]	15.04 / 18.56 [31.74]
GUARANTEED OPERATING RANGE (°C)	Heating / Cooling	-20~-15 / -5~-46	-20~-15 / -5~-46
FUSE RATING (BS88) - HRC (A)		1 x 30	1 x 32
MAINS CABLE No. Cores		4 + earth	4 + earth
CHARGE REFRIGERANT (kg) / CO ₂ EQUIVALENT (T) R410A (GWP 2088)		9.3 / 19.4	9.3 / 19.4
MAX ADDITIONAL REFRIGERANT (KG) / CO ₂ EQUIVALENT (T) R410A (GWP 2088)		22.4 / 46.8	22.4 / 46.8

3 Three Phase

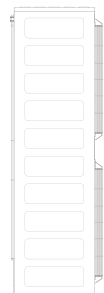
PIPING RESTRICTIONS	PUMY-P250-300YBM2
TOTAL PIPING LENGTH	310m max
FURTHEST PIPING LENGTH	150m max
FURTHEST PIPING LENGTH AFTER 1st BRANCH	30m max
BETWEEN INDOOR AND OUTDOOR UNITS - HEIGHT	50m max (40m max if outdoor installed below)
BETWEEN INDOOR AND INDOOR UNITS - HEIGHT	15m max

PUMY-P250-300YBM DIMENSIONS

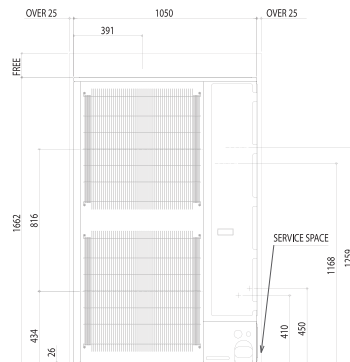
REAR VIEW



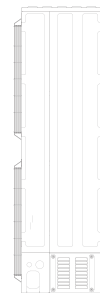
SIDE VIEW



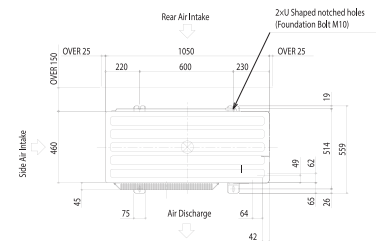
FRONT VIEW



SIDE VIEW



UPPER VIEW





Telephone: 01707 282880
email: air.conditioning@meuk.mee.com
les.mitsubishielectric.co.uk



@meuk_les
@green_gateway



Mitsubishi Electric Living
Environmental Systems UK



Mitsubishi Electric
Cooling and Heating UK



mitsubishielectricuk_les



Mitsubishi Electric Living
Environmental Systems UK



thehub.mitsubishielectric.co.uk

UNITED KINGDOM Mitsubishi Electric Europe Living Environment Systems Division, Travellers Lane, Hatfield, Hertfordshire, AL10 8XB, England. Telephone: 01707 282880 Fax: 01707 278881
IRELAND Mitsubishi Electric Europe, Westgate Business Park, Ballymount, Dublin 24, Ireland. Telephone: (01) 419 8800 Fax: (01) 419 8890 International code: (003531)

Country of origin: United Kingdom - Italy - Turkey - Japan - Thailand - Malaysia. ©Mitsubishi Electric Europe 2022. Mitsubishi and Mitsubishi Electric are trademarks of Mitsubishi Electric Europe B.V. The company reserves the right to make any variation in technical specification to the equipment described, or to withdraw or replace products without prior notification or public announcement. Mitsubishi Electric is constantly developing and improving its products. All descriptions, illustrations, drawings and specifications in this publication present only general particulars and shall not form part of any contract. All goods are supplied subject to the Company's General Conditions of Sale, a copy of which is available on request. Third-party product and brand names may be trademarks or registered trademarks of their respective owners.

Note: Refer to 'Installation Manual' and 'Instruction Book' for further 'Technical Information'. The fuse rating is for guidance only and please refer to the relevant databook for detailed specification. It is the responsibility of a qualified electrician/electrical engineer to select the correct cable size and fuse rating based on current regulation and site specific conditions. Mitsubishi Electric's air conditioning equipment and heat pump systems contain a fluorinated greenhouse gas, R410A (GWP:2088), R32 (GWP:675), R407C (GWP:1774), R134a (GWP:1430), R513A (GWP:631), R454B (GWP:466), R1234ze (GWP:7) or R1234yf (GWP:4). *These GWP values are based on Regulation (EU) No 517/2014 from IPCC 4th edition. In case of Regulation (EU) No.626/2011 from IPCC 3rd edition, these are as follows. R410A (GWP:1975), R32 (GWP:550), R407C (GWP:1650) or R134a (GWP:1300).

Effective as of December 2022

