

PFFY-P-VEM-E

Floor Standing Exposed Indoor Unit

CITY MULTI

The **PFFY-P-VEM-E** floor standing exposed unit is a stylish and quiet, compact cased unit that provides simple, effective air conditioning in perimeter zones. Constructed in a robust casement, and with a depth of only 217mm, it offers a flexible solution for applications such as offices, retail, high end residential and hospitals.



Key Features & Benefits:

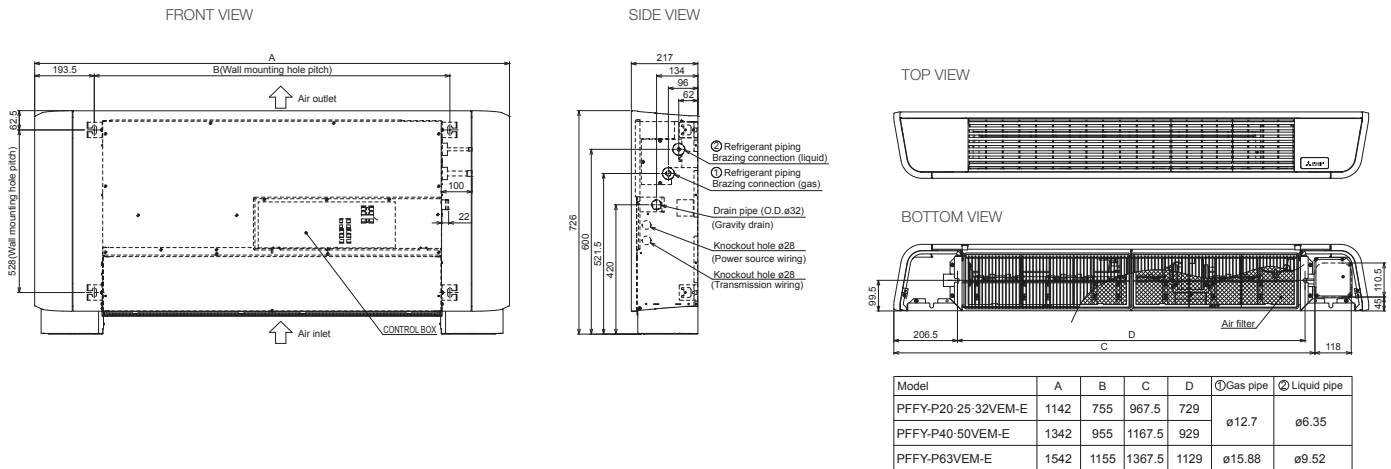
- Perimeter air conditioning for retrofit applications, where ceiling void is not available
- Compact and stylish design in clear white and pearl grey, blends in with any interior
- DC fan motor and improved heat exchanger design, optimises system efficiency, allowing for low power consumption and running costs
- Wide airflow range with three fan settings (Low-Mid-High) for customised comfort
- Quiet operation as low as 23dBA, for minimal disturbance
- Can be floor mounted or wall mounted for better installation options
- Built-in housing for the remote controller on the unit chassis for convenient control
- Refrigerant pipe can be connected from the bottom or rear of the unit enabling improved installation flexibility





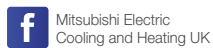


OUTDOOR UNIT		PFFY-P20VEM-E	PFFY-P25VEM-E	PFFY-P32VEM-E	PFFY-P40VEM-E	PFFY-P50VEM-E	PFFY-P63VEM-E
CAPACITY (KW)	Heating (nominal)	2.5	3.2	4.0	5.0	6.3	8.0
	Cooling (nominal)	2.2	2.8	3.6	4.5	5.6	7.1
	UK Heating	2.5	3.2	4.0	5.0	6.3	8.0
	UK Total Cooling - Hi (Sensible)	2.00 (1.6)	2.50 (1.9)	3.20 (2.3)	4.0 (3.0)	5.00 (3.7)	6.40 (4.7)
	UK Total Cooling - Mi	1.92	2.36	3.03	3.85	4.80	6.13
POWER INPUT (KW)	UK Total Cooling - Lo	1.78	2.20	2.74	3.61	4.55	5.77
	Heating (nominal)	0.021	0.026	0.031	0.037	0.054	0.061
AIRFLOW (l/s)	Cooling (nominal)	0.021	0.026	0.031	0.037	0.054	0.061
	Lo-Mi-Hi	83-100-117	92-108-133	92-117-142	133-158-183	167-192-225	200-233-275
SOUND PRESSURE LEVEL (DBA)	Lo-Mi-Hi	23-27.0-31.0	25.0-29.0-34.0	25.0-31.0-36.0	29.0-33.0-36.0	34.0-37.0-41.0	32.0-36.0-40.0
WEIGHT (KG)		29.5	29.5	30	35	35	39.5
	Width	1142	1142	1142	1342	1342	1542
	Depth	217	217	217	217	217	217
DIMENSIONS (MM)	Height	726	726	726	726	726	726
	ELECTRICAL SUPPLY	220-240v, 50Hz	220-240v, 50Hz	220-240v, 50Hz	220-240v, 50Hz	220-240v, 50Hz	220-240v, 50Hz
PHASE		Single	Single	Single	Single	Single	Single
RUNNING CURRENT (A)	Heating / Cooling	0.25/0.25	0.30/0.30	0.35/0.35	0.38/0.38	0.56/0.56	0.50/0.50
FUSE RATING (BS88) - HRC (A)		6	6	6	6	6	6
MAINS CABLE NO. CORES		3	3	3	3	3	3

PFFY-P20/25/32/40/50/63VEM-E DIMENSIONS



Telephone: 01707 282880
email: air.conditioning@meuk.mee.com
les.mitsubishielectric.co.uk



UNITED KINGDOM Mitsubishi Electric Europe Living Environment Systems Division, Travellers Lane, Hatfield, Hertfordshire, AL10 8XB, England. Telephone: 01707 282880 Fax: 01707 278881
IRELAND Mitsubishi Electric Europe, Westgate Business Park, Ballymount, Dublin 24, Ireland. Telephone: (01) 419 8800 Fax: (01) 419 8890 International code: (003531)

Country of origin: United Kingdom - Italy - Turkey - Japan - Thailand - Malaysia. ©Mitsubishi Electric Europe 2023. Mitsubishi and Mitsubishi Electric are trademarks of Mitsubishi Electric Europe B.V. The company reserves the right to make any variation in technical specification to the equipment described, or to withdraw or replace products without prior notification or public announcement. Mitsubishi Electric is constantly developing and improving its products. All descriptions, illustrations, drawings and specifications in this publication present only general particulars and shall not form part of any contract. All goods are supplied subject to the Company's General Conditions of Sale, a copy of which is available on request. Third-party product and brand names may be trademarks or registered trademarks of their respective owners.

Note: Refer to 'Installation Manual' and 'Instruction Book' for further 'Technical Information'. The fuse rating is for guidance only and please refer to the relevant databook for detailed specification. It is the responsibility of a qualified electrician/electrical engineer to select the correct cable size and fuse rating based on current regulation and site specific conditions. Mitsubishi Electric's air conditioning equipment and heat pump systems contain a fluorinated greenhouse gas, R410A (GWP:2088), R32 (GWP:675), R407C (GWP:1774), R134a (GWP:1430), R513A (GWP:631), R454B (GWP:466), R1234ze (GWP:7) or R1234yf (GWP:4). *These GWP values are based on Regulation (EU) No 517/2014 from IPCC 4th edition. In case of Regulation (EU) No.626/2011 from IPCC 3rd edition, these are as follows. R410A (GWP:1975), R32 (GWP:550), R407C (GWP:1650) or R134a (GWP:1300).

Effective as of October 2023

