


PRE-PLUMBED UNVENTED MAINS PRESSURE  
WATER HEATER WITH FTC7 CONTROL SYSTEM.  
FOR USE WITH ECODAN PUZ-WZ & PUZ-(H)WM  
AIR SOURCE HEAT PUMP RANGE.

September 2025

Doc. No. 716861

## PARTS CATALOGUE

EHPT15X-UKHLEWS  
EHPT17X-UKHLEWS  
EHPT15X-UKHEWS  
EHPT17X-UKHEWS  
EHPT21X-UKHEWS  
EHPT21X-UKHEWL  
EHPT25X-UKHEWL  
EHPT30X-UKHEWL



PLEASE LEAVE THIS MANUAL WITH THE CUSTOMER FOR FUTURE REFERENCE.

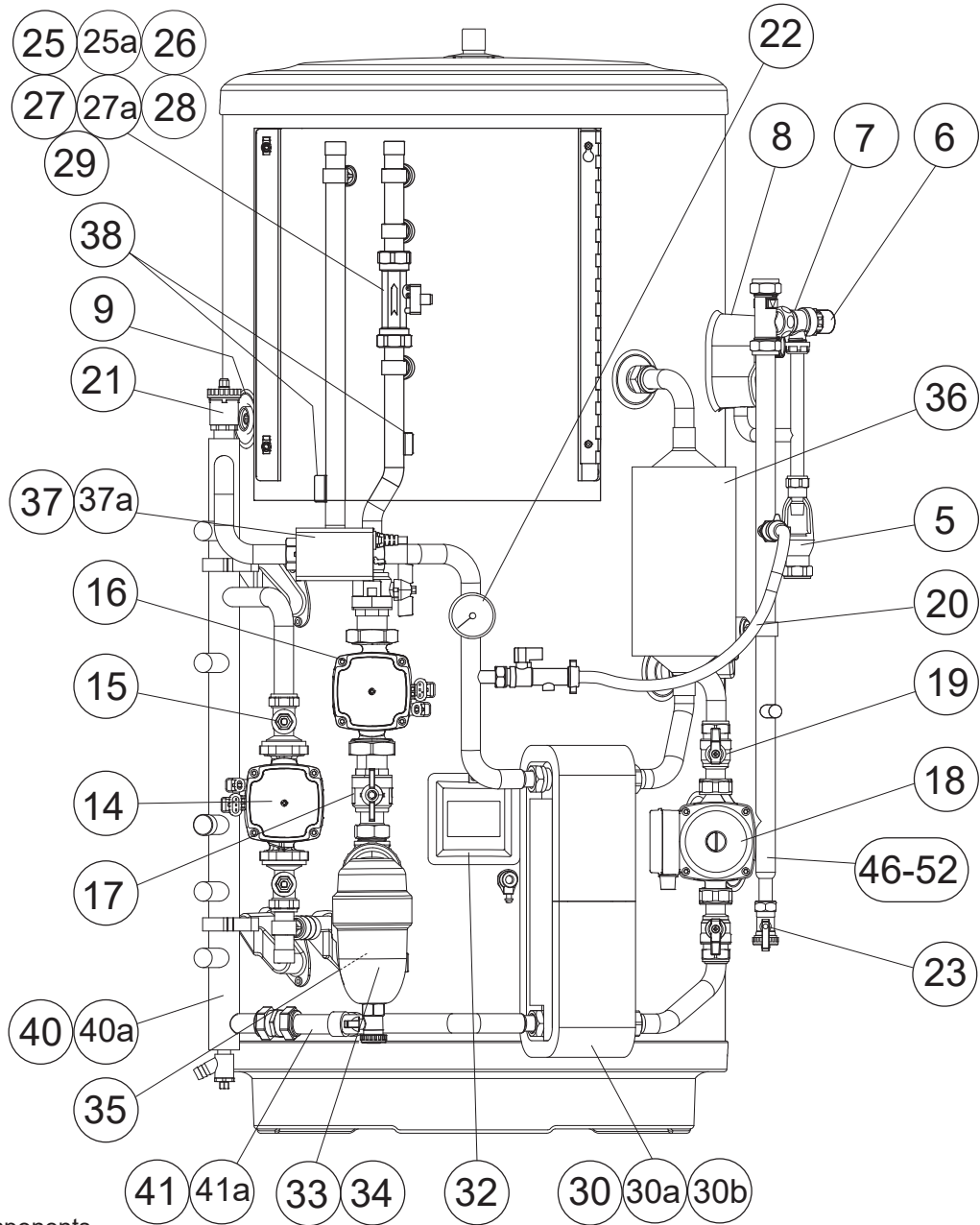


Fig. 1 - Main components

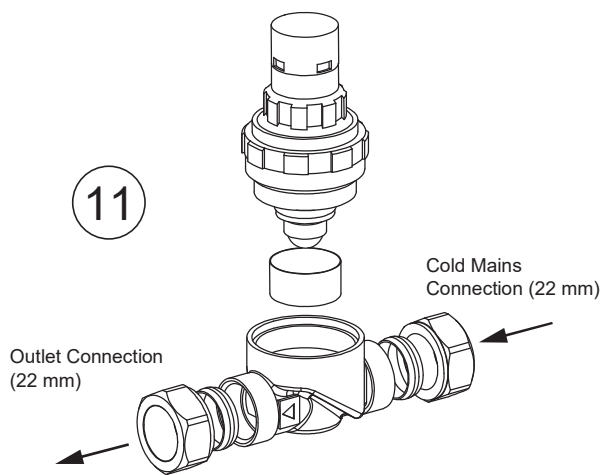


Fig. 2 - Pressure Reducing valve 3.5 bar

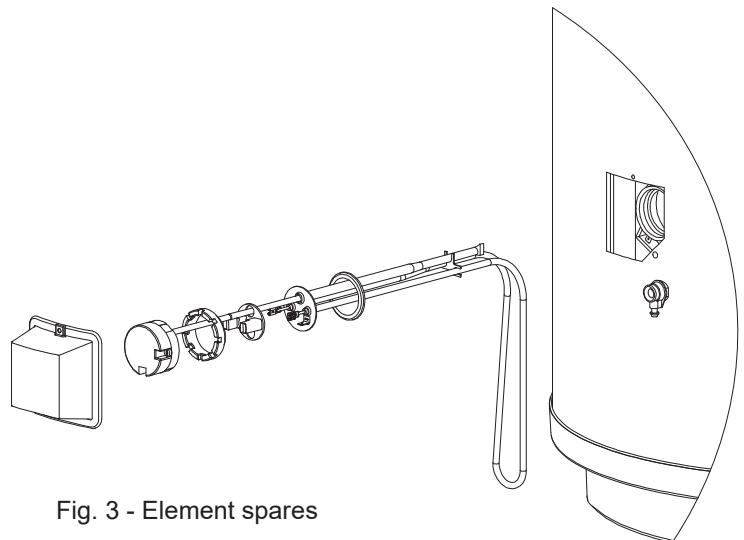


Fig. 3 - Element spares

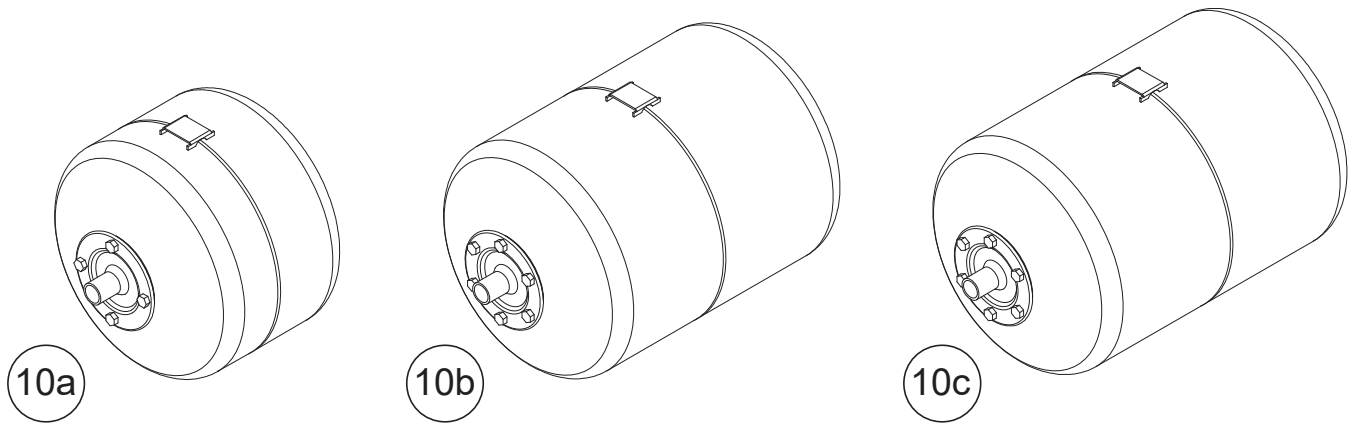


Fig. 4 - DHW Expansion vessel

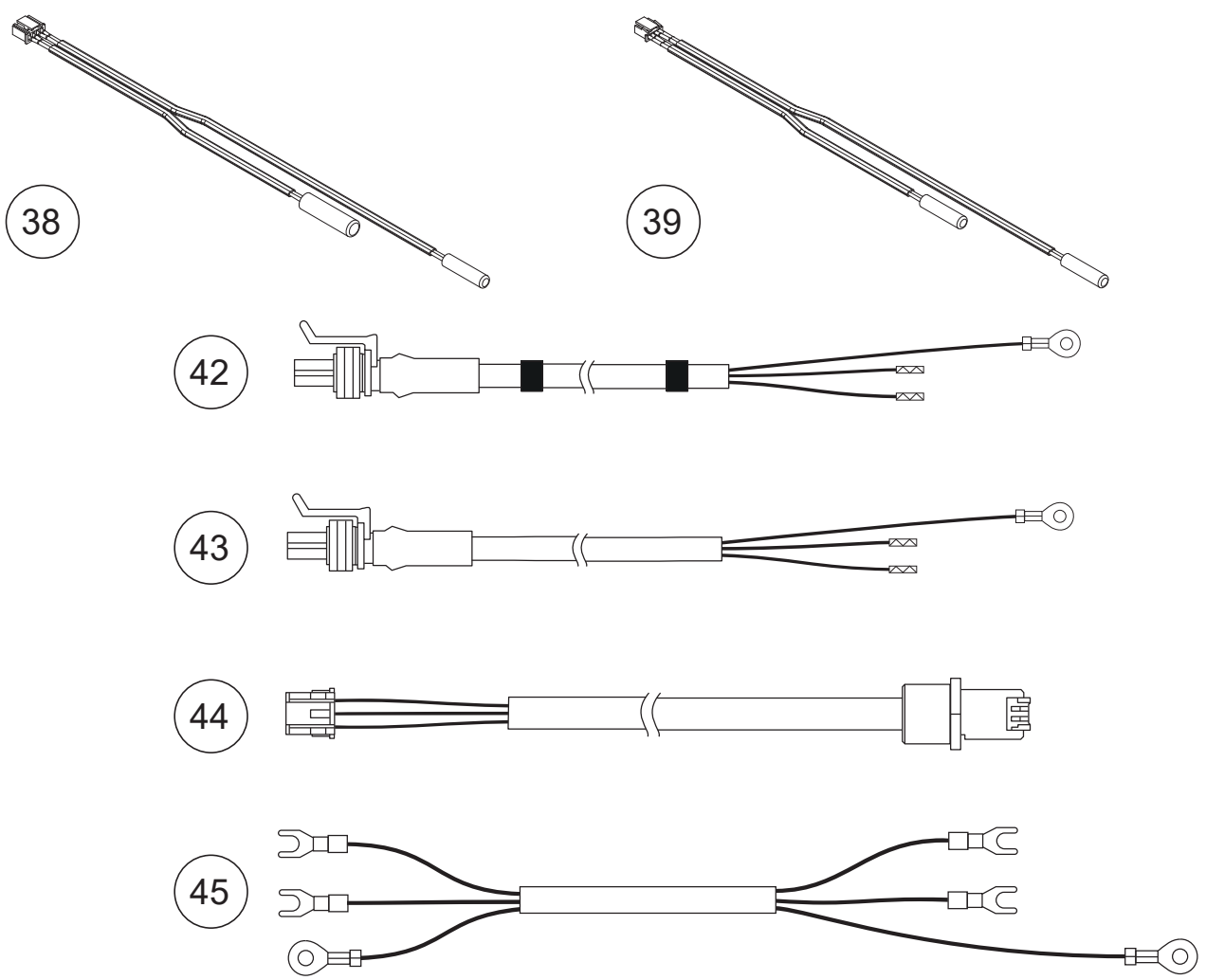


Fig. 5 - Wiring

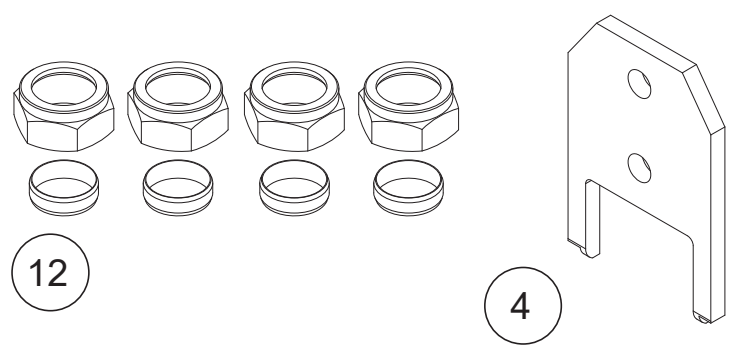


Fig. 6 - Misc.

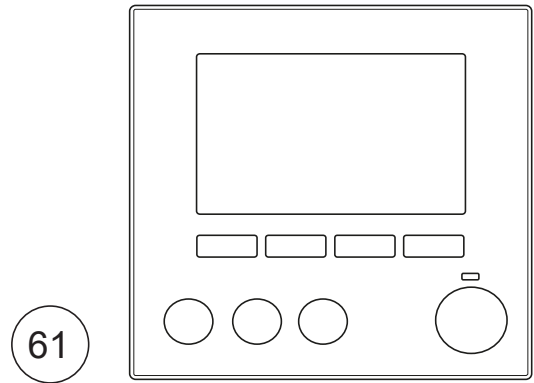
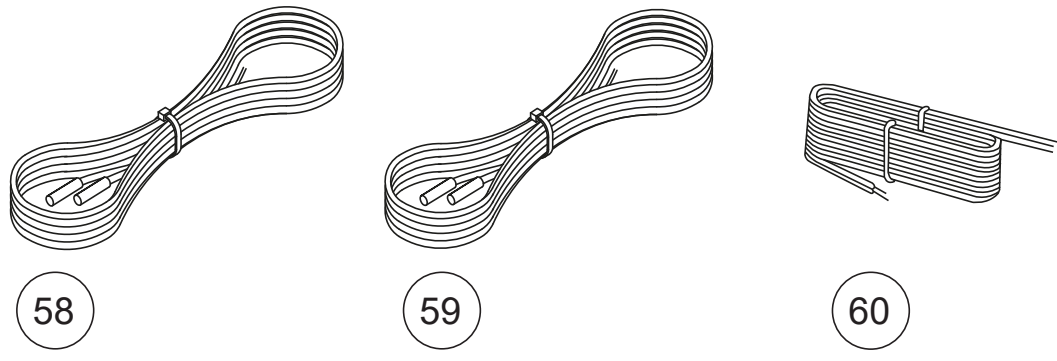
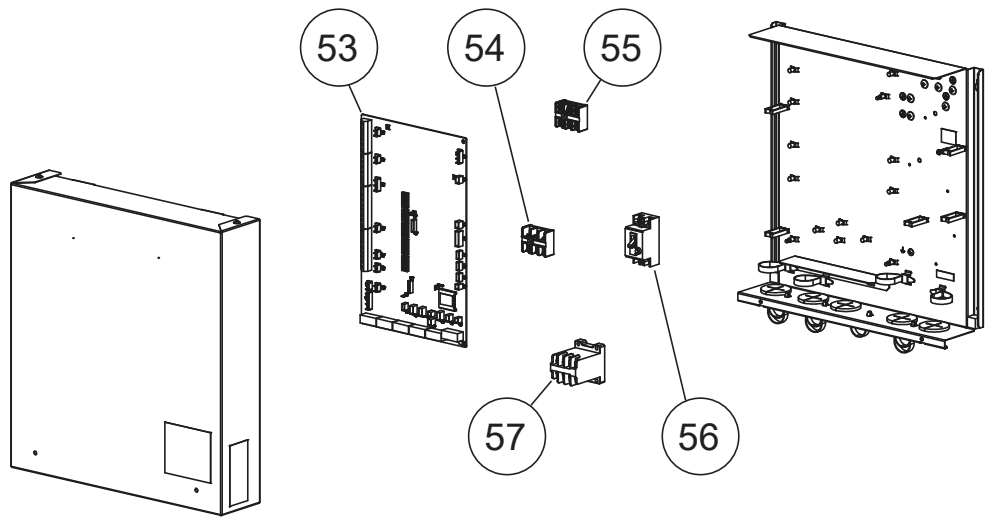


Fig. 7 - FTC7

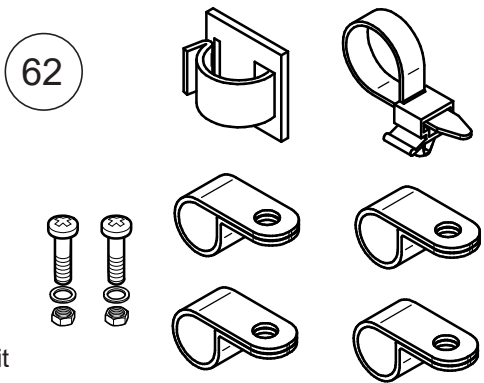


Fig. 8 - Wire retention kit

Table 1 - Spare Parts

ITEM NO.	PART NO.	PART DESCRIPTION	EHPT15X-UKHEWS	EHPT15X-UKHLEWS	EHPT17X-UKHEWS	EHPT17X-UKHLEWS	EHPT21X-UKHEWS	EHPT21X-UKHEWL	EHPT25X-UKHEWL	EHPT30X-UKHEWL
1	284182	Immersion Heater (inc. Terminal Shroud & Gasket)	•	•	•	•	•	•	•	•
2	284183	Immersion Heater Gasket	•	•	•	•	•	•	•	•
3	284184	Immersion Heater Backnut	•	•	•	•	•	•	•	•
4	284185	Immersion Heater Key Spanner	•	•	•	•	•	•	•	•
5	284186	Tundish	•	•	•	•	•	•	•	•
6	284187	Expansion Valve Cartridge 8 bar (excluding relief valve)	•	•	•	•	•	•	•	•
7	284188	Expansion Valve 8 bar Complete	•	•	•	•	•	•	•	•
8	284189	Temperature/Pressure Relief Valve	•	•	•	•	•	•	•	•
9	713868	1/2" - BSP Sensor Pocket Assembly	•	•	•	•	•	•	•	•
10a	284190	DHW Expansion vessel 12 litre	•	•						
10b	284191	DHW Expansion vessel 18 litre			•	•	•	•		
10c	284192	DHW Expansion vessel 24 litre								
11	284208	Pressure Reducing Valve 3.5 bar	•	•	•	•	•	•	•	•
12	284194	Nut and Olive Pack (4 of each) Cold Water Inlet + DHW Outlet	•	•	•	•	•	•	•	•
13	284195	Immersion Heater Over-temperature Cutout	•	•	•	•	•	•	•	•
14	333591	Zone 1 Pump	•	•	•	•	•	•	•	•
15	284210	Pump Union Valve 22 mm	•	•	•	•	•	•	•	•
16	712106	Heat Pump Circuit Pump	•	•	•	•	•	•	•	•
17	713869	Butterfly Isolation Valve 1 1/2" - 1" BSP	•	•	•	•	•	•	•	•
18	607371	DHW Pump	•	•	•	•	•	•	•	•
19	607372	Isolating Valve 22 mm (inc. washers)	•	•	•	•	•	•	•	•
20	284198	Filling Loop	•	•	•	•	•	•	•	•
21	284199	Automatic Air Vent	•	•	•	•	•	•	•	•
22	284200	Primary System Pressure Gauge	•	•	•	•	•	•	•	•
23	284201	Drain Valve Cold Water Inlet	•	•	•	•	•	•	•	•
24	284202	Terminal Shroud	•	•	•	•	•	•	•	•
25	607378	Flow Sensor Body 22mm	•	•	•	•	•	•	•	•
25a	713870	Pipe Return Pump Flow Sensor 22 mm	•	•	•	•	•	•	•	•
26	607379	'O' Ring - Flow Sensor Body 22 mm (pack of 2)	•	•	•	•	•	•	•	•
27	607380	Flow Sensor Body 28mm								•
27a	713871	Pipe Return Pump Flow Sensor 28 mm								•

Table 1 - Spare Parts (continued)

ITEM NO.	PART NO.	PART DESCRIPTION	EHPT15X-UKHEWS	EHPT15X-UKHLEWS	EHPT17X-UKHEWS	EHPT17X-UKHLEWS	EHPT21X-UKHEWS	EHPT21X-UKHLEWS	EHPT25X-UKHEWL	EHPT30X-UKHEWL
28	607381	'O' Ring - Flow Sensor Body 28 mm (pack of 2)								
29	607382	Flow Sensor Cable	•	•	•	•	•	•	•	•
30	607383	DHW Plate Heat Exchanger 24 pla	•	•	•	•	•	•	•	•
30a	607384	DHW Plate Heat Exchanger 32 pla								
31	284203	DHW Plate Heat Exchanger Insulation Set	•	•	•	•	•	•	•	•
32	284203	Immersion Heater Terminal Box Cover	•	•	•	•	•	•	•	•
33	713872	Fernox TF1 Sigma Filter Assy - inc valves	•	•	•	•	•	•	•	•
34	713873	Fernox TF1 Sigma Filter	•	•	•	•	•	•	•	•
35	713874	Butterfly Isolation Valve 1" BSP (behind 33 & 34 in Fig. 1)	•	•	•	•	•	•	•	•
36	607389	Scale Trap Assembly	•	•	•	•	•	•	•	•
37	607390	3 Way Diverter Valve 22 mm	•	•	•	•	•	•	•	•
37a	607391	3 Way Diverter Valve 28 mm								
38	281941	Flow + Return Temperature Thermistor	•	•	•	•	•	•	•	•
39	492623	DHW Cylinder Thermal Sensor Assembly	•	•	•	•	•	•	•	•
40	607392	Low Loss Header 35 mm	•	•	•	•	•	•	•	•
40a	607393	Low Loss Header 42 mm								
41	713877	Pipe Section LLH to PHEX 22 mm	•	•	•	•	•	•	•	•
41a	713878	Pipe Section LLH to PHEX 28 mm								
42	607396	Zone 1 Pump Cable	•	•	•	•	•	•	•	•
43	607397	Heat Pump Circuit Pump Cable	•	•	•	•	•	•	•	•
44	607398	Heat Pump Circuit Pump Modulation Cable	•	•	•	•	•	•	•	•
45	607399	Immersion Heater Cable	•	•	•	•	•	•	•	•
46	416505	Pipe Section Cold Water Inlet 150 L STD	•							
47	607401	Pipe Section Cold Water Inlet 150 L SLIM		•						
48	416506	Pipe Section Cold Water Inlet 170 L STD			•					
49	607403	Pipe Section Cold Water Inlet 170 L SLIM				•				
50	416507	Pipe Section Cold Water Inlet 210 L STD					•			
51	416508	Pipe Section Cold Water Inlet 250 L STD						•		
52	416509	Pipe Section Cold Water Inlet 300 L STD								•

Table 1 - Spare Parts (continued) - Control Box, Kits of Parts & Heating Exp Vessel Kits

ITEM NO.	PART NO.	PART DESCRIPTION	EHPT15X-UKHEWS	EHPT15X-UKHLEWS	EHPT17X-UKHEWS	EHPT17X-UKHLEWS	EHPT21X-UKHEWS	EHPT21X-UKHLEWS	EHPT25X-UKHEWS	EHPT30X-UKHEWS
53	575147	ATW Controller	•	•	•	•	•	•	•	•
54	231254	Terminal Bed	•	•	•	•	•	•	•	•
55	246567	Terminal Bed	•	•	•	•	•	•	•	•
56	245576	Earth Leakage Breaker	•	•	•	•	•	•	•	•
57	256912	Contacto	•	•	•	•	•	•	•	•
58	281941	Thermistor (Flow water temp & return water temp)	•	•	•	•	•	•	•	•
59	492623	Thermistor (Tank water temp)	•	•	•	•	•	•	•	•
60	137768	Remcom Cable	•	•	•	•	•	•	•	•
61	492624	Remoco assy	•	•	•	•	•	•	•	•
62	722729	Wire Retention Kit	•	•	•	•	•	•	•	•
*	608192	Kit Of Parts Pre-Plumb Cyl Small	•	•						
*	608193	Kit Of Parts Pre-Plumb Cyl Med			•	•	•	•		
*	608194	Kit Of Parts Pre-Plumb Cyl Large							•	•
*	608195	Heating Exp Vessel Kit 22 mm	•	•	•	•	•	•		
*	608196	Heating Exp Vessel Kit 28 mm							•	•
Heating Exp Vessel Kit Contents										
*	608199	Heating Exp Vessel 12 litre	•	•	•	•	•	•	•	•
*	608201	Heating Exp Vessel Hose	•	•	•	•	•	•	•	•
*	608202	Heating Exp Vessel Tee 22 mm	•	•	•	•	•	•		
*	608203	Heating Exp Vessel Tee 28 mm							•	•
*	614696	Adaptor - Brass 3/4 " x 1/2 "	•	•	•	•	•	•	•	•

\*These items not shown

## ENVIRONMENTAL INFORMATION

Products are manufactured from many recyclable materials. At the end of their useful life they should be disposed of at a Local Authority Recycling Centre in order to realise the full environmental benefits.

### WEEE Declaration

Disposal of Waste Equipment by Users in Private Household in the European Union.



This symbol on the product indicates that this product must not be disposed of with your other household waste. Instead, it is your responsibility to dispose of your waste equipment by handing it over to a designated collection point for the recycling of waste electrical equipment.

The separate collection and recycling of your waste equipment at the time of disposal will help to conserve natural resources and ensure that it is recycled in a manner that protects human health and the environment.

For more information about where you can drop off your waste equipment for recycling, please contact your local city office, your household waste disposal service or the company where this product was purchased.

## TECHNICAL SUPPORT

Residential Heating & Ventilation Telephone: 01707 278666

MELSmart Customer Services & Support: 0161 866 6089

Option 1 - Air Conditioning Technical

Option 4 - Heating Technical

Option 2 - Spares

Option 5 - Returns

Option 3 - Warranty

Option 6 - Product Training & Site Services

Email: [livingenvironmentalsystems@meuk.mee.com](mailto:livingenvironmentalsystems@meuk.mee.com)

Website: [les.mitsubishielectric.co.uk](http://les.mitsubishielectric.co.uk)

UNITED KINGDOM

Mitsubishi Electric Europe

Living Environmental Systems Division

Travellers Lane

Hatfield

Hertfordshire

AL10 8XB

General Enquiries

Telephone: 01707 282880

Fax: 01707 278881